



**Solid Research  
Solid Relationships**

# Fundamental Outlook

# Market Setup

- **US markets** nine-week winning streak ended in the red on Friday, as technology stocks suffered their largest daily decline since April 2025 after a May jobs report fueled fears of a hawkish policy pivot from the federal reserve. All 3 major US stock indices closed sharply lower.
- **Dow Futures** is currently trading with a loss of **-0.3% (135 pts lower)**
- **Asian markets are trading in the negative. Korea, Japan and Taiwan down by more than 5% each.**
- On Friday, markets remained lacklustre with Nifty closed at 24,366, **(-0.2%)**, while the Midcap100 **declined 0.3%** and Smallcap100 closed flat, as investors reacted to the RBI's revised macroeconomic projections and rising external risks.
- **Gift nifty** is currently trading **negative with a loss of around 300 points (1.3%)**
- **FII: -8,776 Cr; DII: +9,134 Cr**

**Opening Cues: Flat to Negative**

# Stocks in News

**Tata Steel** may have to defer the timeline of its 1.25-billion-pound UK project for transitioning to a low-carbon steel-making process by six to eight months, as the company is facing delays in "securing access to electricity".

**View: Neutral to Negative**

**Zee Entertainment Enterprises** board will meet on June 10 to consider raising funds through the issuance of equity shares and/or other securities convertible into equity shares, in one or more tranches. **View: Positive**

**TVS motors** has announced TVS Paddock as its exclusive retail channel dedicated to the premium portfolio. This sets a new benchmark in customer-centric retail and ownership experiences. **View: Positive**

# Fundamental Actionable Idea

## Astral

**CMP: INR1520 TP: INR1950 (+28%) View: BUY, MTF Stock**

- Astral Ltd (ASTRA) reported a strong quarter with volume growth of ~24% YoY (among the highest in the industry) to 84k MT, with EBITDA growth of 27% YoY. This was led by the plumbing business with EBITDA growth of 41% YoY.
- ASTRA's upcoming 40ktpa CPVC resin facility is expected to meet ~50-60% of internal requirements post-commissioning. This would reduce import dependence and support ~200bp margin expansion over the medium term.
- ASTRA expects FY27 to remain strong with ~10-15% plumbing volume growth (higher value growth due to higher polymer prices YoY), ~25-30% EBITDA growth, and 16-18% plumbing EBITDA margins. Adhesive's growth is targeted at ~15-20%, paints at ~25-30% with positive EBITDA in FY27, while bathware is also expected to sustain ~25% growth, backed by distribution expansion and improving project pipeline.

**View: BUY**

# Fundamental Actionable Idea

## CG Power

**CMP: INR938, Positive, MTF Stock**

- The company has commissioned its extra-high-voltage (EHV) switchgear manufacturing facility in Nashik, Maharashtra. This is in addition to the S3 Unit-I manufacturing facility at Ambad, Nashik, which manufactures EHV circuit breakers in the 33kV to 800kV range.
- The power systems division continued to perform strongly, supported by favorable demand conditions, pricing power, and efficient project execution. Ongoing capacity expansion will increase transformer manufacturing capacity to 1,10,000 MVA, positioning the company to capitalize on growing opportunities in domestic and export markets.
- We expect strong pricing power in the power systems segment, the ability to pass through RM cost pressures in industrial systems, and the narrowing of losses from the OSAT division to result in margin improvement from FY28.
- We expect order inflows to grow at an 11% CAGR over FY26-28E, driven by sustained demand for transformers and switchgear, alongside expansion in motors and railways. We model a revenue CAGR of 25%, EBITDA margins of 13.9%/15.1% in FY27/FY28, and a PAT CAGR of 32% over FY26-28E.

**View: Positive**

# Velocity Idea

## RBL Bank

**RECO: BUY; CMP: ₹351; SL: ₹322(8%); TGT: ₹405(15%)**

- Emirates NBD's open offer for up to 26% stake (415.6 million shares) is a major positive catalyst. The expected capital infusion in 1QFY27 will strengthen the bank's capital adequacy, supporting faster loan growth, and help lower overall funding costs going forward.
- 4QFY26 performance was largely in-line with core earnings. PAT rose 234% YoY to INR2.3bn aided by lower tax, while NII grew 7% YoY to INR16.7bn. Advances expanded strongly by 23% YoY and deposits by 25% YoY, with CASA ratio improving to 33.6%.
- Mgmt guided for 20%+ loan growth in FY27. With secured retail scaling up & credit costs expected to moderate, RoA is projected at 1.3% by FY28. We maintain positive stance as open offer is likely to unlock meaningful synergies through enhanced funding access & network strengths.
- The stock is in an overall uptrend and is respecting its 100 DEMA support zones with slight dips being bought into.
- The RSI Indicator is positively placed which has bullish implications.

# Investment Theme - Basketonomix

## Manufacturing Powerhouse

- India's manufacturing sector is witnessing a structural shift supported by PLI incentives, China+1 supply chain diversification and rising defence indigenisation. Cumulative production under PLI schemes has already crossed ₹20 lakh crore.
- The Atmanirbhar Bharat initiative has structurally converted import dependence into domestic manufacturing opportunity – five Positive Indigenisation Lists (PIL) now cover 5,500+ defence items with mandatory local sourcing. Defence production has tripled to ₹1.51 lakh crore in FY25 from ₹46,429 crore in FY15, creating large, policy-guaranteed demand for domestic manufacturers across electronics, systems and components.
- Rising demand from EVs, renewable energy, data centres and GLP-1-linked manufacturing is further opening high-value growth opportunities across the domestic manufacturing ecosystem.

**Time Frame: 12 months**

**Review: Monthly**

**Upside: 10-15%**

**Risk: High**

**Benchmark: Nifty 200**

Script	Market Cap (Rs Cr)	CMP as on 1 <sup>st</sup> June 2026	Weightage (%)
<b>Cummins India</b>	<b>1,56,999</b>	<b>5,679</b>	<b>20</b>
<b>Samvardhana Motherson</b>	<b>1,49,909</b>	<b>142</b>	<b>20</b>
<b>Syrma SGS</b>	<b>21,348</b>	<b>1,107</b>	<b>20</b>
<b>Shaily Engineering Plastics</b>	<b>14,420</b>	<b>3,135</b>	<b>20</b>
<b>Astra Microwave Products</b>	<b>12,493</b>	<b>1,316</b>	<b>20</b>

Weightage Rationale: We have assigned equal weightage to all the stocks in the basket as we expect equal growth opportunity in each of them.

\*Investment in securities market are subject to market risks, read all the related documents carefully before investing.

# Target Achieved

## FUJIIYAMA SOLAR



**31% Gains**

Reco Date	Call Type	Reco Price
23 <sup>rd</sup> Apr'26	Investment Idea	₹260

Today Price	Date	Return	Duration
₹352	4 <sup>th</sup> Jun'26	31% Gain	42 Days

# Focus Investment Ideas

All Stocks Available in MTF

Duration : 1 Year Horizon

Stock Name	CMP (Rs)	Target (Rs)	Upside (%)
State Bank of India	978	1300	33%
Mankind Pharma	2388	2980	25%
Groww	196	235	20%
Tata Steel	207	250	21%
Cummins India	5794	6600	14%

# Technical Outlook

# Nifty Technical Outlook

**NIFTY (CMP : 23366)** Nifty immediate support is at 23000 then 22800 zone while resistance at 23450 then 23550 zones. Now if it holds below 23200 zones weakness could be seen towards 23000 then 22800 zones while hurdles can be seen at 23450 then 23550 zones.

1-Nifty50 - 05/06/26



# Sensex Technical Outlook

**Sensex (CMP : 74243)** Sensex support is at 73500 then 73200 zones while resistance at 74500 then 74700 zones. Now if it holds below 74000 zones weakness could be seen towards 73500 then 73200 levels while hurdles can be seen at 74500 then 74700 zones.

1-S&P BSESENSX - 05/06/26



# Bank Nifty Technical Outlook

**BANK NIFTY (CMP : 54496)** Bank Nifty support is at 54000 then 53500 zones while resistance at 54750 then 55000 zones. Now if it holds below 54500 zones weakness could be seen towards 54000 then 53500 levels while on the upside hurdle is seen at 54750 then 55000 zones.

1-Niftybank - 05/06/26



# Midcap100 Index Technical Outlook

- The Index is hovering above its 50 DEMA support zones and RSI indicator showing weakness.
- The market breadth was marginally in favour of the declines.



Nifty Midcap100 Stats	
Advance	Decline
44	56

# Smallcap250 Index Technical Outlook

- The Index is hovering above its 50 DEMA support zones and the RSI indicator is flattish.
- The market breadth was marginally in favour of the declines.



## Nifty SmallCap250 Stats

Advance	Decline
120	130

# Sectoral Performance - Daily

- Among the sectoral Indices Relative Strength was seen in Nifty PSU Bank while weakness was seen in Nifty IT and Nifty Metal.


Indices	Closing 05-Jun	% Change			
		1-day	2-days	3-days	5-days
NIFTY 50	23367	-0.21%	-0.17%	-0.50%	-0.77%
NIFTY BANK	54496	0.35%	0.57%	1.46%	0.47%
NIFTY MIDCAP 100	60755	-0.35%	0.11%	-0.31%	-1.57%
NIFTY SMALLCAP 250	17055	0.01%	0.59%	0.64%	0.37%
NIFTY FINANCIAL SERVICES	25057	0.10%	0.41%	0.79%	-1.17%
NIFTY PRIVATE BANK	26299	0.23%	0.40%	1.11%	-0.10%
<b>NIFTY PSU BANK</b>	<b>8259</b>	<b>0.48%</b>	<b>0.89%</b>	<b>2.61%</b>	<b>1.26%</b>
<b>NIFTY IT</b>	<b>29010</b>	<b>-0.99%</b>	<b>-1.27%</b>	<b>-6.77%</b>	<b>-0.24%</b>
NIFTY FMCG	48302	0.18%	0.37%	-0.64%	-2.19%
NIFTY OIL & GAS	11106	-0.48%	-0.22%	-0.29%	-0.84%
NIFTY PHARMA	24248	0.29%	0.67%	1.01%	-0.40%
NIFTY AUTO	26166	0.08%	0.28%	0.33%	-0.65%
<b>NIFTY METAL</b>	<b>13222</b>	<b>-1.60%</b>	<b>-2.32%</b>	<b>-2.48%</b>	<b>-1.63%</b>
NIFTY REALTY	769	0.56%	0.83%	-0.53%	-1.74%
NIFTY INDIA DEFENCE	9073	0.06%	0.54%	0.92%	-0.33%



# Sectoral Performance - Weekly

- The sectors closed on a mixed note, weakness was seen in Nifty FMCG and Nifty Realty while relative outperformance was seen in Nifty Media.

Name	1W Change	2W Change	3W Change	4W Change	5W Change
Nifty 50	-0.77	-1.49	-1.17	-3.35	-2.63
Nifty Bank	0.47	0.82	1.46	-1.47	-0.67
Nifty IT	-0.24	0.34	4.67	-1.31	-1.17
Nifty Auto	-0.65	0.57	0.37	-4.01	0.96
Nifty Metal	-1.63	-0.38	-0.59	1.31	3.03
Nifty Pharma	-0.4	-1.33	-1.57	0.57	4.21
<b>Nifty FMCG</b>	<b>-2.19</b>	<b>-3.88</b>	<b>-5.38</b>	<b>-5.6</b>	<b>-5.42</b>
<b>Nifty Realty</b>	<b>-1.74</b>	<b>-0.71</b>	<b>1.67</b>	<b>-6.64</b>	<b>-3.11</b>
<b>Nifty Media</b>	<b>6.69</b>	<b>9.3</b>	<b>4.62</b>	<b>2.01</b>	<b>3.19</b>
Nifty PSU Bank	1.26	3.16	2.89	-1.35	-2.64



# Technical – Conviction Delivery Idea

## APOLLOHOSP

(Mcap ₹ 1,19,406 Cr.)

F&O Stock, MTF stock

- Retesting breakout zones.
- Respecting 50 DEMA support.
- Rising volumes visible.
- RSI momentum indicator positively placed.
- We recommend to buy the stock at CMP ₹8300 with a SL of ₹7865 and a TGT of ₹8920.

RECOs	CMP	SL	TARGET	DURATION
<b>BUY</b>	8304	7865	8920	1 Week



# Technical Stocks On Radar

## JINDALSTEL 30<sup>th</sup> June FUT

(CMP: 1187, Mcap ₹ 1,20,503 Cr.)

F&O Stock

- Hovering around 100 DEMA zones.
- Breakdown below 1178 levels.
- Lower lows formation.
- RSI indicator declining.
- Immediate resistance at 1220.



## GREAVESCOT

(CMP: 192, Mcap ₹ 4,477 Cr.)

MTF stock

- Inverted “Head and Shoulder” pattern breakout.
- Surpassed above 200 DEMA.
- Strong bodied bullish candle.
- RSI momentum indicator rising.
- Immediate support at 179.

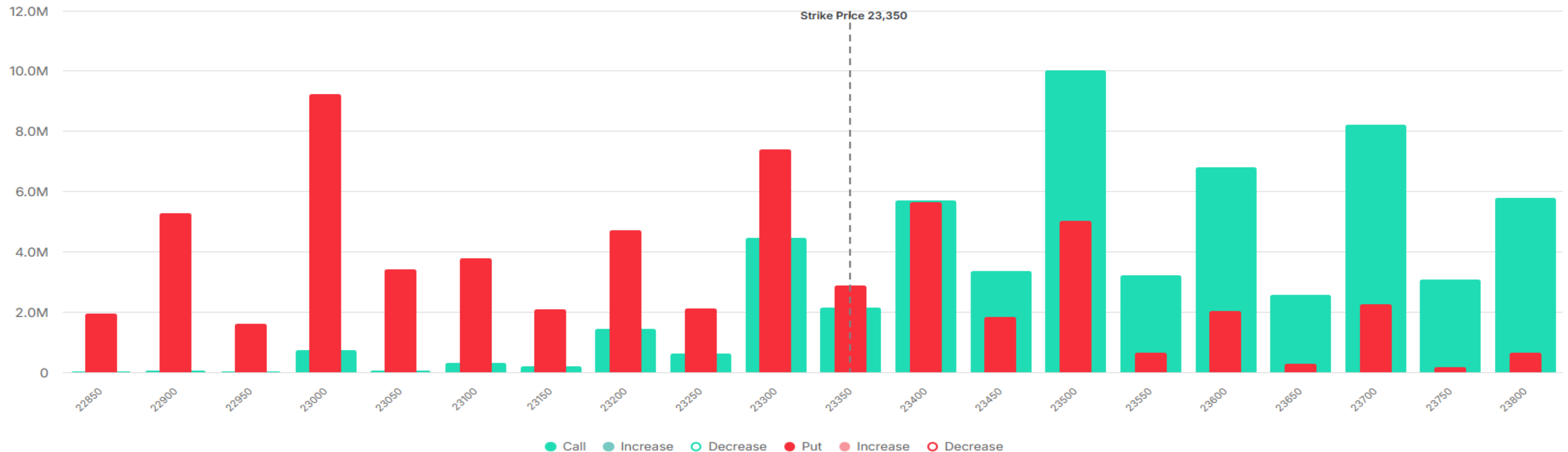


8-Jun-26

# Derivative Outlook

# Nifty : Option Data

- Maximum Call OI is at 24000 then 23500 strike while Maximum Put OI is at 23000 then 23300 strike.
- Call writing is seen at 24000 then 23500 strike while Put writing is seen at 23300 then 23200 strike.
- Option data suggests a broader trading range in between 22800 to 23600 zones.




# Option - Buying side strategy

Index	Single Leg Buying	Multi Leg Strategy
<b>Nifty</b> (Weekly)	23200 PE if it holds below 23200 zones	Bear Put spread (Buy 23200 PE and Sell 23100 PE) at net premium cost of 25-30 points
<b>Sensex</b> (Weekly)	73000 PE till it holds below 74000 zones	Bear Put spread (Buy 73000 PE and Sell 72800 PE) at net premium cost of 40-50 points
<b>Bank Nifty</b> (Monthly)	52000 PE till it holds below 54500 zones	Bear Put spread (Buy 54000 PE and Sell 53500 PE) at net premium cost of 240-250 points

# Option - Selling side strategy

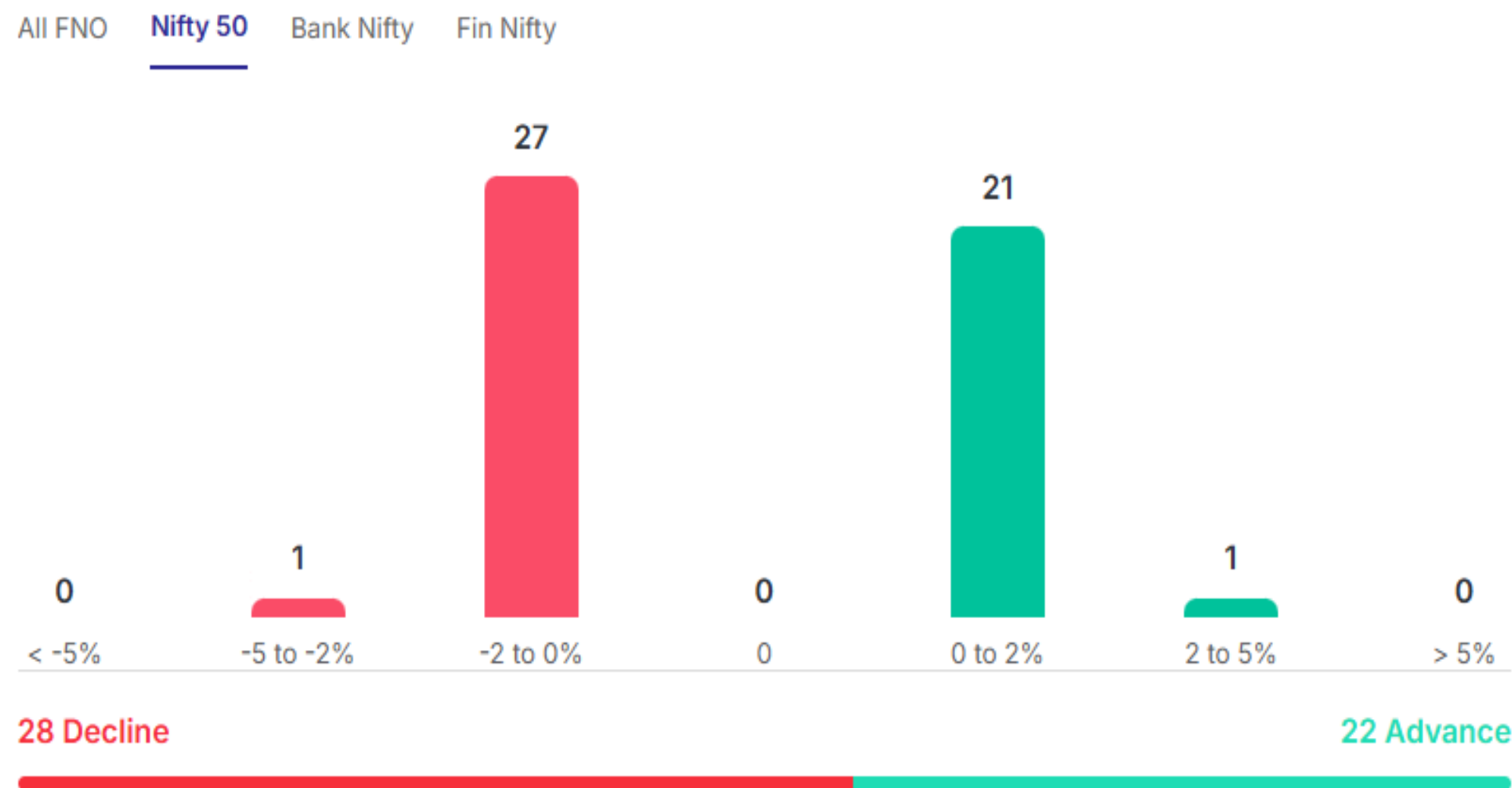
Index	Writing
<b>Nifty</b> (Weekly)	22700 PE and 23900 CE
<b>Sensex</b> (Weekly)	71000 PE and 77000 CE
<b>Bank Nifty</b> (Monthly)	49000 PE and 58500 CE

<b>Weekly Option Range for Option Writers based on Different Confidence Band</b>								
Date	8-Jun-26	Weekly Expiry	9-Jun-26	Days to weekly expiry	2			
<b>Nifty</b>		23367	India VIX	15.8				
Confidence Band	Probability	% Away From Spot	Range			Total Premium (Put + Call)	Types of Trades	
			Put	Premium	Call	Premium		
1.00	68%	± 1.1%	23100	31	23600	61	92	Aggressive
1.25	79%	± 1.6%	23000	18	23700	40	58	Less Aggressive
1.50	87%	± 1.8%	22950	14	23750	33	46	Neutral
1.75	92%	± 2.0%	22900	10	23800	27	37	Conservative
2.00	95%	± 2.4%	22800	6	23900	18	24	Most Conservative
Date	8-Jun-26	Monthly Expiry	30-Jun-26	Days to weekly expiry	16			
<b>Bank Nifty</b>		54496						
Confidence Band	Probability	% Away From Spot	Range			Total Premium (Put + Call)	Types of Trades	
			Put	Premium	Call	Premium		
1.00	68%	± 3.8%	52400	313	56600	370	683	Aggressive
1.25	79%	± 4.9%	51800	223	57200	245	468	Less Aggressive
1.50	87%	± 5.9%	51300	166	57700	171	337	Neutral
1.75	92%	± 6.8%	50800	124	58200	119	243	Conservative
2.00	95%	± 7.9%	50200	90	58800	78	168	Most Conservative

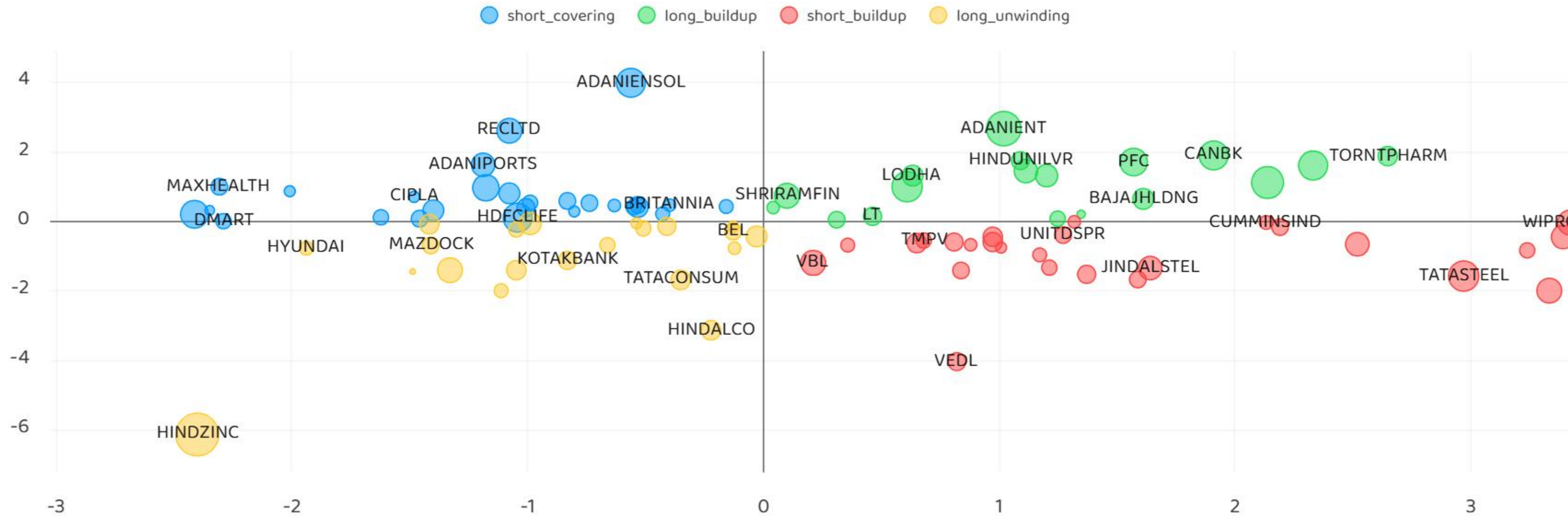
Investments in securities markets are subject to market risks. Please read all related documents carefully.

# Nifty Advance Decline & Ban update

Stocks in Ban: **AMBER and KAYNES**



# Stocks : Derivatives Outlook



# Stocks : Options on radar

Stock	Call Strike	Trade	Buying Range	SL	TGT	Logic
LAURUSLABS	1450 CE	Buy	28-30	25	38	Long Buildup

Stock	Call Strike	Trade	Buying Range	SL	TGT	Logic
COCHINSHIP	1420 PE	Buy	55-60	50	70	Short Buildup
BSE	3850 PE	Buy	120-130	110	150	Long Liquidation
MCX	2750 PE	Buy	85-90	80	110	Long Liquidation
HINDALCO	1090 PE	Buy	33-35	30	43	Long Liquidation

# Quant Outlook

# Quant Intraday Sell Ideas

## What is this?

Based on technical indicators this strategy gives 2 stocks that have a high likelihood to fall during the day (from open to close). This is an intraday Sell strategy which can provide a good cushioning during a black swan event.

## Today's **Sell** Ideas:

Stock Names	Close Price	SL (1%)	TP (1%)
TATAPOWER <b>(Sell)</b>	409.2	413.29	405.11
NHPC <b>(Sell)</b>	74.97	75.72	74.22

## What are the rules?

- Stock names will be given at market open (9:15 am)
- Recommended time to entry: between 9:15 to 9:30 am.
- Entry: We short 2 stocks daily (intraday)
- Exit: we will exit at 3:15 as this is an intraday call
- SL: is placed at 1% of the open.
- Book profit: At 1% fall since open.
- In special situations the book profit might be delayed if the stock is in free fall.

**Siddhartha Khemka**  
Head – Retail Research

**Chandan Taparua, CMT, CFTe**  
Head – Derivatives & Technical Research

**Ruchit Jain**  
Head – Technical Research

**Disclosures:**

The following Disclosures are being made in compliance with the SEBI Research Analyst Regulations 2014 (herein after referred to as the Regulations).

Motilal Oswal Financial Services Ltd. (MOFSL) is a SEBI Registered Research Analyst having registration no. INH000000412 and BSE enlistment no. 5028. MOFSL, the Research Entity (RE) as defined in the Regulations, is engaged in the business of providing Stock broking services, Depository participant services & distribution of various financial products. MOFSL is a listed public company, the details in respect of which are available on [www.motilaloswal.com](http://www.motilaloswal.com). MOFSL is registered with the Securities & Exchange Board of India (SEBI) and is a registered Trading Member with National Stock Exchange of India Ltd. (NSE) and Bombay Stock Exchange Limited (BSE), Multi Commodity Exchange of India Limited (MCX) and National Commodity & Derivatives Exchange Limited (NCDEX) for its stock broking activities & is Depository participant with Central Depository Services Limited (CDSL) National Securities Depository Limited (NSDL), NERL, COMRIS and CCRL and is member of Association of Mutual Funds of India (AMFI) for distribution of financial products and Insurance Regulatory & Development Authority of India (IRDA) as Corporate Agent for insurance products and is a member of Association of Portfolio Managers in India (APMI) for distribution of PMS products. Details of associate entities of Motilal Oswal Financial Services Ltd. are available on the website at <http://onlinereports.motilaloswal.com/Dormant/documents/Associate%20Details.pdf>

Details of pending Enquiry Proceedings of Motilal Oswal Financial Services Limited are available on the website at <https://galaxy.motilaloswal.com/ResearchAnalyst/PublishViewLitigation.aspx>. As per Regulatory requirements, Research Audit Report is uploaded on [www.motilaloswal.com](http://www.motilaloswal.com) > MOFSL-Important Links > MOFSL Research Analyst Compliance Audit Report.

MOFSL, its associates, Research Analyst or their relatives may have any financial interest in the subject company. MOFSL and/or its associates and/or Research Analyst or their relatives may have actual beneficial ownership of 1% or more securities in the subject company at the end of the month immediately preceding the date of publication of the Research Report or date of the public appearance. MOFSL and its associate company(ies), their directors and Research Analyst and their relatives may have any other potential conflict of interests at the time of publication of the research report or at the time of public appearance, however the same shall have no bearing whatsoever on the specific recommendations made by the analyst(s), as the recommendations made by the analyst(s) are completely independent of the views of the associates of MOFSL even though there might exist an inherent conflict of interest in some of the stocks mentioned in the research report..

In the past 12 months, MOFSL or any of its associates may have:

- a) received any compensation/other benefits from the subject company of this report
- b) managed or co-managed public offering of securities from subject company of this research report,
- c) received compensation for investment banking or merchant banking or brokerage services from subject company of this research report,
- d) received compensation for products or services other than investment banking or merchant banking or brokerage services from the subject company of this research report.

- MOFSL and its associates have not received any compensation or other benefits from the subject company or third party in connection with the research report.
- Subject Company may have been a client of MOFSL or its associates during twelve months preceding the date of distribution of the research report.
- Research Analyst may have served as director/officer/employee in the subject company.
- MOFSL and research analyst may engage in market making activity for the subject company.

MOFSL and its associate company(ies), and Research Analyst and their relatives from time to time may have:

a) a long or short position in, act as principal in, and buy or sell the securities or derivatives thereof of companies mentioned herein.

(b) be engaged in any other transaction involving such securities and earn brokerage or other compensation or act as a marketmaker in the financial instruments of the company(ies) discussed herein or act as an advisor or lender/borrower to such company(ies) or may have any other potential conflict of interests with respect to any recommendation and other related information and opinions.; however the same shall have no bearing whatsoever on the specific recommendations made by the analyst(s), as the recommendations made by the analyst(s) are completely independent of the views of the associates of MOFSL even though there might exist an inherent conflict of interest in some of the stocks mentioned in the research report.

Above disclosures include beneficial holdings lying in demat account of MOFSL which are opened for proprietary investments only. While calculating beneficial holdings, It does not consider demat accounts which are opened in name of MOFSL for other purposes (i.e holding client securities, collaterals, error trades etc.). MOFSL also earns DP income from clients which are not considered in above disclosures.

To enhance transparency, MOFSL has incorporated a Disclosure of Interest Statement in this document. This should, however, not be treated as endorsement of the views expressed in the report. MOFSL and / or its affiliates do and seek to do business including investment banking with companies covered in its research reports. As a result, the recipients of this report should be aware that MOFSL may have a potential conflict of interest that may affect the objectivity of this report.

**Terms & Conditions:**

This report has been prepared by MOFSL and is meant for sole use by the recipient and not for circulation. The report and information contained herein is strictly confidential and may not be altered in any way, transmitted to, copied or distributed, in part or in whole, to any other person or to the media or reproduced in any form, without prior written consent of MOFSL. The report is based on the facts, figures and information that are considered true, correct, reliable and accurate. The intent of this report is not recommendatory in nature. The information is obtained from publicly available media or other sources believed to be reliable. Such information has not been independently verified and no guaranty, representation of warranty, express or implied, is made as to its accuracy, completeness or correctness. All such information and opinions are subject to change without notice. The report is prepared solely for informational purpose and does not constitute an offer document or solicitation of offer to buy or sell or subscribe for securities or other financial instruments for the clients. Though disseminated to all the customers simultaneously, not all customers may receive this report at the same time. MOFSL will not treat recipients as customers by virtue of their receiving this report.

**Analyst Certification**

The views expressed in this research report accurately reflect the personal views of the analyst(s) about the subject securities or issues, and no part of the compensation of the research analyst(s) was, is, or will be directly or indirectly related to the specific recommendations and views expressed by research analyst(s) in this report.

**Disclosure of Interest Statement**

Analyst ownership of the stock No

A graph of daily closing prices of securities is available at [www.nseindia.com](http://www.nseindia.com), [www.bseindia.com](http://www.bseindia.com). Research Analyst views on Subject Company may vary based on Fundamental research and Technical Research. Proprietary trading desk of MOFSL or its associates maintains arm's length distance with Research Team as all the activities are segregated from MOFSL research activity and therefore it can have an independent view with regards to subject company for which Research Team have expressed their views.

#### Regional Disclosures (outside India)

This report is not directed or intended for distribution to or use by any person or entity resident in a state, country or any jurisdiction, where such distribution, publication, availability or use would be contrary to law, regulation or which would subject MOFSL & its group companies to registration or licensing requirements within such jurisdictions.

#### For Hong Kong:

This report is distributed in Hong Kong by Motilal Oswal capital Markets (Hong Kong) Private Limited, a licensed corporation (CE AYY-301) licensed and regulated by the Hong Kong Securities and Futures Commission (SFC) pursuant to the Securities and Futures Ordinance (Chapter 571 of the Laws of Hong Kong) "SFO". As per SEBI (Research Analyst Regulations) 2014 Motilal Oswal Financial Services Limited (SEBI Reg No. INH000000412) has an agreement with Motilal Oswal capital Markets (Hong Kong) Private Limited for distribution of research report in Hong Kong. This report is intended for distribution only to "Professional Investors" as defined in Part I of Schedule 1 to SFO. Any investment or investment activity to which this document relates is only available to professional investor and will be engaged only with professional investors." Nothing here is an offer or solicitation of these securities, products and services in any jurisdiction where their offer or sale is not qualified or exempt from registration. The Indian Analyst(s) who compile this report is/are not located in Hong Kong & are not conducting Research Analysis in Hong Kong.

#### For U.S.

MOTILAL Oswal Financial Services Limited (MOFSL) is not a registered broker - dealer under the U.S. Securities Exchange Act of 1934, as amended (the "1934 act") and under applicable state laws in the United States. In addition MOFSL is not a registered investment adviser under the U.S. Investment Advisers Act of 1940, as amended (the "Advisers Act" and together with the 1934 Act, the "Acts"), and under applicable state laws in the United States. Accordingly, in the absence of specific exemption under the Acts, any brokerage and investment services provided by MOFSL, including the products and services described herein are not available to or intended for U.S. persons. This report is intended for distribution only to "Major Institutional Investors" as defined by Rule 15a-6(b)(4) of the Exchange Act and interpretations thereof by SEC (henceforth referred to as "major institutional investors"). This document must not be acted on or relied on by persons who are not major institutional investors. Any investment or investment activity to which this document relates is only available to major institutional investors and will be engaged in only with major institutional investors. In reliance on the exemption from registration provided by Rule 15a-6 of the U.S. Securities Exchange Act of 1934, as amended (the "Exchange Act") and interpretations thereof by the U.S. Securities and Exchange Commission ("SEC") in order to conduct business with Institutional Investors based in the U.S., MOFSL has entered into a chaperoning agreement with a U.S. registered broker-dealer, Motilal Oswal Securities International Private Limited. ("MOSIPL"). Any business interaction pursuant to this report will have to be executed within the provisions of this chaperoning agreement.

The Research Analysts contributing to the report may not be registered /qualified as research analyst with FINRA. Such research analyst may not be associated persons of the U.S. registered broker-dealer, MOSIPL, and therefore, may not be subject to NASD rule 2711 and NYSE Rule 472 restrictions on communication with a subject company, public appearances and trading securities held by a research analyst account.

#### For Singapore

In Singapore, this report is being distributed by Motilal Oswal Capital Markets (Singapore) Pte. Ltd. ("MOCMSPL") (UEN 201129401Z), which is a holder of a capital markets services license and an exempt financial adviser in Singapore. This report is distributed solely to persons who (a) qualify as "institutional investors" as defined in section 4A(1)(c) of the Securities and Futures Act of Singapore ("SFA") or (b) are considered "accredited investors" as defined in section 2(1) of the Financial Advisers Regulations of Singapore read with section 4A(1)(a) of the SFA. Accordingly, if a recipient is neither an "institutional investor" nor an "accredited investor", they must immediately discontinue any use of this Report and inform MOCMSPL .

In respect of any matter arising from or in connection with the research you could contact the following representatives of MOCMSPL. In case of grievances for any of the services rendered by MOCMSPL write to grievances@motilaloswal.com.

Nainesh Rajani

Email: nainesh.rajani@motilaloswal.com

Contact: (+65) 8328 0276

#### Disclaimer:

This report is intended for distribution to Retail Investors.

The report and information contained herein is strictly confidential and meant solely for the selected recipient and may not be altered in any way, transmitted to, copied or distributed, in part or in whole, to any other person or to the media or reproduced in any form, without prior written consent. This report and information herein is solely for informational purpose and may not be used or considered as an offer document or solicitation of offer to buy or sell or subscribe for securities or other financial instruments. Nothing in this report constitutes investment, legal, accounting and tax advice or a representation that any investment or strategy is suitable or appropriate to your specific circumstances. The securities discussed and opinions expressed in this report may not be suitable for all investors, who must make their own investment decisions, based on their own investment objectives, financial positions and needs of specific recipient. This may not be taken in substitution for the exercise of independent judgment by any recipient. Each recipient of this document should make such investigations as it deems necessary to arrive at an independent evaluation of an investment in the securities of companies referred to in this document (including the merits and risks involved), and should consult its own advisors to determine the merits and risks of such an investment. The investment discussed or views expressed may not be suitable for all investors. Certain transactions-including those involving futures, options, another derivative products as well as non-investment grade securities - involve substantial risk and are not suitable for all investors. No representation or warranty, express or implied, is made as to the accuracy, completeness or fairness of the information and opinions contained in this document. The Disclosures of Interest Statement incorporated in this document is provided solely to enhance the transparency and should not be treated as endorsement of the views expressed in the report. This information is subject to change without any prior notice. The Company reserves the right to make modifications and alternations to this statement as may be required from time to time without any prior approval. MOFSL, its associates, their directors and the employees may from time to time, effect or have effected an own account transaction in, or deal as principal or agent in or for the securities mentioned in this document. They may perform or seek to perform investment banking or other services for, or solicit investment banking or other business from, any company referred to in this report. Each of these entities functions as a separate, distinct and independent of each other. The recipient should take this into account before interpreting the document. This report has been prepared on the basis of information that is already available in publicly accessible media or developed through analysis of MOFSL. The views expressed are those of the analyst, and the Company may or may not subscribe to all the views expressed therein. This document is being supplied to you solely for your information and may not be reproduced, redistributed or passed on, directly or indirectly, to any other person or published, copied, in whole or in part, for any purpose. This report is not directed or intended for distribution to, or use by, any person or entity who is a citizen or resident of or located in any locality, state, country or other jurisdiction, where such distribution, publication, availability or use would be contrary to law, regulation or which would subject MOFSL to any registration or licensing requirement within such jurisdiction. The securities described herein may or may not be eligible for sale in all jurisdictions or to certain category of investors. Persons in whose possession this document may come are required to inform themselves of and to observe such restriction. Neither the Firm, not its directors, employees, agents or representatives shall be liable for any damages whether direct or indirect, incidental, special or consequential including lost revenue or lost profits that may arise from or in connection with the use of the information. The person accessing this information specifically agrees to exempt MOFSL or any of its affiliates or employees from, any and all responsibility/liability arising from such misuse and agrees not to hold MOFSL or any of its affiliates or employees responsible for any such misuse and further agrees to hold MOFSL or any of its affiliates or employees free and harmless from all losses, costs, damages, expenses that may be suffered by the person accessing this information due to any errors and delays.

This report is meant for the clients of Motilal Oswal only.

Investment in securities market are subject to market risks. Read all the related documents carefully before investing.

Registration granted by SEBI, enlistment as RA with Exchange and certification from NISM in no way guarantee performance of the intermediary or provide any assurance of returns to investors

Registered Office Address: Motilal Oswal Tower, Rahimtullah Sayani Road, Opposite Parel ST Depot, Prabhadevi, Mumbai-400025; Tel No.: 022 - 71934200 / 71934263; www.motilaloswal.com. Correspondence Address: Palm Spring Centre, 2nd Floor, Palm Court Complex, New Link Road, Malad (West), Mumbai- 400 064. Tel No: 022 71881000. Details of Compliance Officer: Neeraj Agarwal, Email Id: na@motilaloswal.com, Contact No.:022-40548085.

#### Grievance Redressal Cell:

Contact Person	Contact No.	Email ID
Ms. Hemangi Date	022 40548000 / 022 67490600	query@motilaloswal.com
Ms. Kumud Upadhyay	022 40548082	servicehead@motilaloswal.com
Mr. Ajay Menon	022 40548083	am@motilaloswal.com
Mr. Neeraj Agarwal	022 40548085	na@motilaloswal.com
Mr. Siddhartha Khemka	022 50362452	po.research@motilaloswal.com

Registration details: Motilal Oswal Financial Services Ltd. (MOFSL): INZ000158836 (BSE/NSE/MCX/NCDEX); CDSL and NSDL: IN-DP-16-2015; Research Analyst: INH000000412, BSE enlistment no. 5028, AMFI registered Mutual Fund Distributor and SIF Distributor: ARN : 146822. IRDA Corporate Agent – CA0579, APMI: APRN00233. Motilal Oswal Financial Services Ltd. is a distributor of Mutual Funds, PMS, Fixed Deposit, Insurance, Bond, NCDs and IPO products.

Customer having any query/feedback/ clarification may write to query@motilaloswal.com. In case of grievances for any of the services rendered by Motilal Oswal Financial Services Limited (MOFSL) write to grievances@motilaloswal.com, for DP to dp grievances@motilaloswal.com.

Investment in securities market are subject to market risks, read all the related documents carefully before investing.