



Daily *Derivatives*

02 June, 2026

DERIVATIVES

Key Indices

Index	Close	Changes (%)
NIFTY	23382.60	-0.70
SENSEX	74267.34	-0.68
BANKNIFTY	53643.10	-1.10
INDIA VIX	16.54	2.21

Market Outlook

The Nifty50 index staged a continued selling pressure throughout the day, as every rise trigger a fresh sell resulted the index to settle on the negative note. On the derivatives front, fresh call writing witnessed at the 23,500 and 23,600 strikes, highlighting an immediate resistance zone. On the downside, major put OI placed at the 23,200 and 23,000 strikes, suggesting an immediate support zone. Overall, the Indian market continues to reflect a cautious undertone and unless the index manages to hold above the 23600 zone, the prevailing trend is likely to remain bearish in the near term.



**TRADE IDEA OF THE DAY -
TRENT BEAR PUT SPREAD**

**BUY 30 JUN 4200 PUT
SELL 30 JUN 3900 PUT**

Entry Range	110-120
Target	200
Stop Loss	50

Rationale

- TRENT remains under selling pressure after facing repeated rejection near the 4400 zone. The prices has witnessing a decisive break below its 20-DEMA with lower-high formation on the daily chart, indicating a continuation of the corrective trend in the near term.
- Momentum indicators are also tilting in favour of bearish bias. RSI is hovering below the 50 mark with a downward bias, while MACD histogram has witnessed a bearish crossover, suggesting fading upside momentum and continued selling pressure.
- On the technical front, as long as the stock trades below 4200-4250 zone, the bearish bias is likely to persist. On the downside, 4000-3900 serves as immediate support zone, while a breach of this level trigger the further downtrend towards the 3800 zone in the near term.



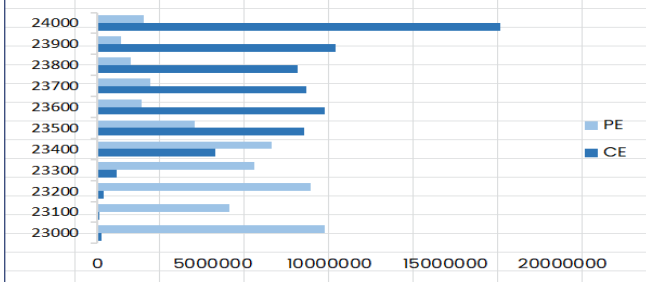
NIFTY

Nifty	23459.90
OI (In Lots)	282063
CHANGE IN OI (%)	6.56
PRICE CHANGE (%)	-1.22

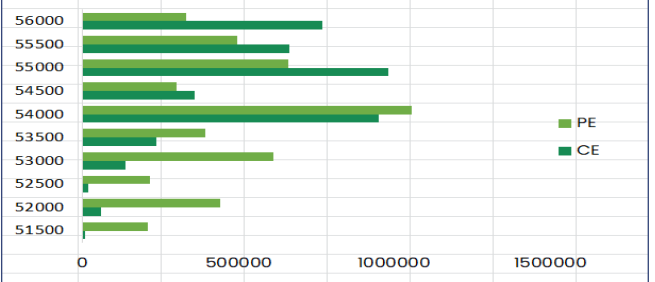
BANKNIFTY

Nifty	53947.80
OI (In Lots)	87266
CHANGE IN OI (%)	3.34
PRICE CHANGE (%)	-1.48

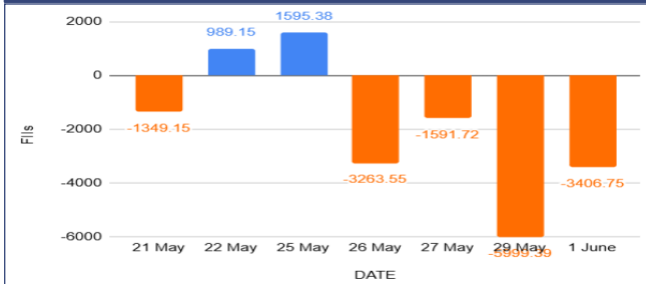
NIFTY OI



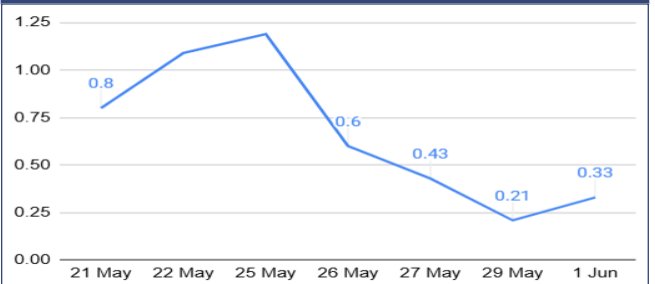
BANKNIFTY OI



FII's Activity Index Futures



FII's Long Short Ratio



Long Buildup

Name	LTP	% Change	OI (Lots)	% OI Change
TECHM	1543	4.02	36873	12.30
COALINDIA	476.55	3.12	55536	10.11
NUVAMA	1570	0.63	3200	8.55
COFORGE	1452.8	1.23	43250	6.68

Short Buildup

Name	LTP	% Change	OI (Lots)	% OI Change
GVT&D	4767	-8.04	1876	30.19
IREDA	119.25	-5.83	17361	13.46
NAM-INDIA	1075.5	-1.38	6267	13.27
INOXWIND	84.1	-10.33	25269	11.18

Breakout Stocks (1 Month High)

Name	LTP	% Change	22 DAY HIGH
TECHM	1547	4.29	1499.6
NBCC	105.2	3.42	103.68
PERSISTENT	5352	3.11	5316.9
-	-	-	-

Breakdown Stocks (1 Month Low)

Name	LTP	% Change	22 DAY LOW
INOXWIND	84.25	-10.17	90.52
DABUR	428	-4.39	441
BLUESTARCO	1544	-3.32	1589.2
COLPAL	1994.9	-3.24	2050.2

NIFTY 50 - STOCKS KEY LEVELS

SYMBOL	R1*	R2*	LTP*	S1*	S2*
ADANIANT	2946	2983	2909.4	2882	2854
ADANIPTS	1807	1830	1783.5	1769	1754
APOLLOHOSP	8212	8315	8108.5	8043	7978
ASIANPAINT	2732	2831	2632.4	2580	2527
AXISBANK	1290	1305	1275.9	1264	1253
BAJAJ-AUTO	10550	10724	10376	10271	10166
BAJAJFINSV	1791	1823	1758.9	1741	1724
BAJFINANCE	909	928	889.05	879	868
BEL	412	418	407.2	403	400
BHARTIARTL	1834	1857	1810.6	1796	1781
CIPLA	1407	1424	1390.3	1380	1369
COALINDIA	481	489	472.6	460	448
DRREDDY	1312	1333	1290.4	1277	1263
EICHERMOT	7204	7308	7100.5	7033	6966
ETERNAL	252	256	248.1	246	243
GRASIM	3146	3189	3102.6	3072	3041
HCLTECH	1209	1222	1195.1	1186	1177
HDFCBANK	750	758	742.7	737	732
HDFCLIFE	599	611	586.55	580	573
HINDALCO	1152	1162	1141.3	1129	1117
HINDUNILVR	2141	2198	2084.3	2054	2024
ICICIBANK	1256	1272	1239.7	1230	1220
INDIGO	4576	4699	4453.3	4388	4323
INFY	1222	1241	1202.5	1178	1154
ITC	286	292	279.65	276	272

*R1 - Resistance 1 | *R2 - Resistance 2 | *LTP – Last Traded Price | *S1 - Support 1 | *S2 - Support 2

NIFTY 50 - STOCKS KEY LEVELS

SYMBOL	R1*	R2*	LTP*	S1*	S2*
JIOFIN	239	243	234.95	233	230
JSWSTEEL	1310	1320	1299.4	1284	1269
KOTAKBANK	384	391	377.4	373	369
LT	4077	4143	4010.8	3973	3936
M&M	3039	3108	2970.2	2931	2892
MARUTI	13171	13396	12946	12817	12688
MAXHEALTH	962	985	938.45	926	913
NESTLEIND	1422	1451	1391.8	1375	1359
NTPC	386	394	378.7	374	369
ONGC	267	270	264.3	262	260
POWERGRID	291	295	286.15	283	280
RELIANCE	1331	1342	1320	1314	1308
SBILIFE	1839	1865	1812.5	1794	1776
SBIN	966	978	954.1	946	938
SHRIRAMFIN	943	967	919.05	906	892
SUNPHARMA	1813	1830	1796.5	1778	1760
TATACONSUM	1170	1198	1143.3	1128	1113
TATASTEEL	212	214	210.57	208	205
TCS	2328	2359	2297.4	2273	2249
TECHM	1572	1601	1543.2	1505	1466
TITAN	4084	4144	4024.6	3986	3948
TMPV	395	404	384.9	380	374
TRENT	4228	4299	4157.3	4115	4072
ULTRACEMCO	11464	11697	11232	11105	10979
WIPRO	208	209	206.41	205	204

*R1 - Resistance 1 | *R2 - Resistance 2 | *LTP – Last Traded Price | *S1 - Support 1 | *S2 - Support 2

Our Research Team

Name	Email ID
Ajit Mishra	ajit.mishra@religare.com
Abhijeet Banerjee	abhijeet.banerjee@religare.com
Gaurav Sharma	gauravsharma2@religare.com
Ashwani Harit	ashwani.harit@religare.com
Divya Parmar	divya.parmar@religare.com
Rajan Gupta	rajan.gupta1@religare.com
Vivek Chandra	vivek.chandra@religare.com
Himanshu Gupta	himanshu.gupta1@religare.com

Before you use this research report, please ensure to go through the disclosure interalia as required under Securities and Exchange Board of India (Research Analysts) Regulations, 2014 and Research Disclaimer at the following link: www.religareonline.com/disclaimer

Specific analyst(s) specific disclosure(s) inter-alia as required under Securities and Exchange Board of India (Research Analysts) Regulations, 2014 is/are as under:

S.No.	Statement	Answer	
		Tick Appropriate	
		Yes	No
1.	I/we or any of my/our relative has any financial interest in the subject company? (If answer is yes, nature of interest is given below this table)		No
2.	I/we or any of my/our relatives, have actual/beneficial ownership of one per cent. or more securities of the subject company, at the end of the month immediately preceding the date of the research report or date of the public appearance?		No
3.	I/we or any of my/our relative, has any other material conflict of interest at the time of publication of the research report or at the time of the public appearance?		
4.	I/we have received any compensation from the subject company in the past twelve months?		No
5.	I/we have managed or co-managed public offering of securities for the subject company in the past twelve months?		No
6.	I/we have received any compensation for brokerage services from the subject company in the past twelve months?		No
7.	I/we have received any compensation or other benefits from the subject company or third party in connection with the research report?		No
8.	I/we have served as an officer, director or employee of the subject company?		No
9.	I/we have been engaged in market making activity for the subject company?		No

2014 is/are as under:

Statements of ownership and material conflicts of interest, compensation – Research Analyst (RA)

Nature of Interest [If answer to f (a) above conflicts is Yes

.....]

Name(s) with Signature(s) of RA(s).

[Please note that only in case of multiple RAs and if the answers differ inter-se between the RAs, then RA specific answer with respect to

Copyright: This document vests exclusively with RBL. This information should not be reproduced or redistributed or passed on directly or indirectly in any form to any other person or published, copied, in whole or in part, for any purpose, without prior written permission from RBL. We do not guarantee the integrity of any emails or attached files and are not responsible for any changes made to them by any other person.