

Power Grid Corporation of India

Estimate change	↔
TP change	↔
Rating change	↔

CMP: INR297 **TP: INR305 (+3%)** **Neutral**

FY27/28 guidance maintained

Bloomberg	PWGR IN
Equity Shares (m)	9301
M.Cap.(INRb)/(USDb)	2758.1 / 28.6
52-Week Range (INR)	325 / 250
1, 6, 12 Rel. Per (%)	-4/17/4
12M Avg Val (INR M)	3837

Financials & Valuations (INRb)

Y/E March	FY26	FY27E	FY28E
Sales	439.6	537.8	571.6
EBITDA	352.0	439.3	461.1
Adj. PAT	159.3	172.8	181.3
Adj. EPS (INR)	17.1	18.6	19.5
EPS Gr. (%)	2.6	8.5	4.9
BV/Sh.(INR)	108.1	116.6	126.2

Ratios

Net D:E	1.5	1.5	1.5
RoE (%)	16.5	16.5	16.1
RoCE (%)	10.0	9.3	8.8
Payout (%)	52.6	53.8	51.3

Valuations

P/E (x)	17.3	16.0	15.2
P/BV (x)	2.7	2.5	2.3
EV/EBITDA (x)	11.8	9.6	9.5
Div. Yield (%)	3.0	3.4	3.4
FCF Yield (%)	1.3	4.8	0.8

Shareholding pattern (%)

As On	Mar-26	Dec-25	Mar-25
Promoter	51.3	51.3	51.3
DII	20.1	20.3	18.4
FII	25.0	24.7	26.8
Others	3.5	3.7	3.5

FII Includes depository receipts

- **Weak 4QFY26:** Power Grid Corporation (PWGR) reported a standalone revenue of INR99.7b, 19% below our estimate. Reported PAT was in line with our estimate at INR45.5b (boosted by a deferred tax asset of INR52.8b, while there was a negative movement in the regulatory deferral balance amounting to INR38b). APAT was significantly below our estimate at INR32.7b. Standalone FY26 Revenue/EBITDA stood at INR409/330b (-1.2/6.3% YoY), while Consol. Revenue/EBITDA stood at INR439/352b (-5/11% YoY).
- **Key things we liked about the result:** 1) FY26 capex/capitalization stood at INR399/282b, surpassing guidance of INR350b/250b, 2) Management reiterated FY27/28 capex guidance of INR370/450b and capitalization of INR300/350b, while indicating potential upward revisions ahead, 3) 22 HVDC projects are at various stages of bidding and planning (HVDC capacity of ~127GW), and 4) the company highlighted a long-term opportunity pipeline of ~INR15t across renewable energy evacuation, the Brahmaputra hydro corridor, and OSOWOG interconnections (India–Sri Lanka, India–Singapore, etc.).
- **Key monitorables:** 1) PWGR won 9 out of 28 TBCB projects awarded during the year, implying a market share of 32%, below its historical share of 50-60%, 2) EBITDA declined YoY in FY26 as several regulated tariff mechanism (RTM) projects crossed the 12-year mark, 3) Bid wins in the annual expected bid pipeline of INR800-1,000b; incremental transmission demand arising from emerging load centers such as data centers and green hydrogen projects.
- **Valuation and view:** We reiterate our Neutral rating and derive our TP of INR305 based on Dec'27 BVPS and a P/B multiple of 2.5x.

Miss on EBITDA and PAT estimate

Standalone (SA) Performance:

- PWGR reported SA revenue of INR99.7b (-9% YoY & QoQ), missing our estimate by 19%.
- SA EBITDA came at INR75b (down 19% YoY/20% QoQ), 31% below our estimate, mainly due to revenue coming in below our estimate and elevated other expenses.
- SA's reported PAT came in line with our estimate at INR45.5b (+5% YoY, +9% QoQ), boosted by a deferred tax asset of INR52.8b.
- Deferred tax balances have been re-measured at the new applicable tax rates, following the company's expected transition to the new tax regime under the Income Tax Act, 2025.
- There was a net negative movement in the regulatory deferral balance amounting to INR38b.
- APAT stood at INR32.7b, significantly below our estimate.

Consolidated Performance:

- PWGR's consolidated revenue for 4QFY26 came in at INR116.7b (-5% YoY), while reported PAT grew ~10% YoY to INR45.5b.

Other Matters:

- The Board of Directors approved the payment of final dividend of INR1.25/share, translating into a full-year dividend of INR9/share.

Highlights of the 4QFY26 performance

- FY26 capex stood at INR399b and capitalization at INR282b, both exceeding guidance.
- Management guided FY27 capex/capitalization at INR370/300b, with FY28 targets of INR450b/INR350b.
- 4,765 circuit kilometers, 72 GVA of transformation capacity, and 9 substations were added in FY26. System availability was 99.84%, with full incentive earned, and the annual tripping rate improved to 0.26 from 0.27 in FY25.
- Billing of INR402b was accompanied by a 101.2% realization rate.
- EBITDA declined YoY in FY26 as several RTM projects crossed the 12-year mark.
- The company's works-in-hand stood at INR1.7t (81% TBCB). It secured 9 out of the 28 TBCB projects awarded, including one intrastate project.
- The first BESS purchase agreement was signed for the Kalikiri project (150MW/300MWh), with an annual tariff of INR0.29b.
- RoW acquisition, supply chain constraints (transformers, skilled labor), and project execution timelines remain the key operational risks to monitor.

Valuation and view

We derive our TP of INR305 for PWGR based on Dec'27 BVPS and a P/B multiple of 2.5x.

Standalone Quarterly Performance

Y/E March	(INRb)													
	FY25				FY26				FY25	FY26	FY26	Var.	YoY	QoQ
	1Q	2Q	3Q	4Q	1Q	2Q	3Q	4Q			4QE	%	%	%
Sales	100.7	102.6	101.2	109.8	99.3	100.0	110.1	99.7	414.3	409.0	122.7	-19%	-9%	-9%
YoY Change (%)	-1.7	5.3	-5.2	-0.6	-1.4	-2.5	8.7	-9.2	-0.9	-1.3	11.7			
EBITDA	87.4	87.9	85.2	92.2	81.2	80.1	94.2	75.0	352.8	330.5	108.5	-31%	-19%	-20%
YoY Change (%)	-2.9	3.0	-9.3	0.9	-7.2	-8.8	10.5	-18.7	-2.5	-6.3	17.7			
As of % Sales	86.8	85.6	84.2	84.0	81.8	80.1	85.6	75.2	85.1	80.8	88.5			
Depreciation	30.7	31.6	30.7	30.4	29.7	30.6	32.1	31.0	123.5	123.3	31.6	-2%	2%	-3%
Interest	21.6	26.0	21.3	25.9	23.0	25.6	25.7	26.1	94.8	100.5	25.6	2%	1%	2%
Other Income	7.8	11.2	14.9	15.0	13.3	13.5	14.3	19.8	48.9	60.9	12.6	58%	32%	39%
Regulatory/Extraordinary items	-0.6	2.5	0.4	0.5	2.1	5.2	2.6	14.7	2.8	24.6	0.0			
PBT	42.3	43.9	48.5	51.4	43.9	42.6	53.3	52.4	186.2	192.2	63.8	-18%	2%	-2%
Tax	8.2	6.8	9.6	8.1	7.3	7.1	11.7	6.9	32.7	33.0	18.4	-63%	-15%	-41%
Effective Tax Rate (%)	19.4	15.5	19.8	15.7	16.7	16.6	21.9	13.1	17.5	17.2	28.9			
Reported PAT	34.1	37.1	38.9	43.4	36.5	35.5	41.6	45.5	153.5	159.2	45.4	0%	5%	9%
YoY Change (%)	-3.7	-3.2	-1.9	5.0	7.1	-4.2	6.8	5.0	-0.8	3.7	4.7			
Adjusted PAT	34.6	35.0	38.6	42.9	34.7	31.2	39.6	32.8	151.2	138.3	45.4	-28%	-24%	-17%
YoY Change (%)	-8.7	4.8	-0.4	0.5	0.4	-10.9	2.5	-23.6	-1.1	-8.5	5.7			

Our valuation for PWGR

BVPS- Dec'27	INR	124
P/B multiple	(x)	2.5
Target Price	INR	305
CMP	INR	297
Upside / (Downside)	%	3%



Highlights from the management commentary

Financial performance and guidance:

- Capex for FY26 was INR399.7b (vs. guidance of INR350b) and capitalization was INR282b (vs. guidance of INR350b).
- FY27 capex/capitalization guidance stands at INR370b/INR300b, respectively, with FY28 targets of INR450b/INR350b.
- For FY26, billing of INR402b was matched by a 101.2% realization rate, with INR407b actually recovered.
- EBITDA declined in FY26 YoY, primarily because several RTM projects crossed the 12-year mark.
- Return on net worth fell in FY26 due to the company being in a high-growth phase, with equity dilution from the TBCB pipeline outpacing near-term earnings accretion. Benefits from capitalization that occurred towards the tail-end of FY26 are expected to flow through in FY26-27.

Operational performance and network additions:

- 4,765 ckm was added in FY26, along with 72GVA of transformation capacity and 9 new substations commissioned.
- System availability stood at 99.84%, with full availability incentive earned. Annual tripping rate improved to 0.26 in FY26 from 0.27 in FY25.
- AI-driven monitoring and handheld devices are being deployed for early fault detection and real-time project status updates across the large operational and under-construction network.

Project pipeline and TBCB wins:

- Works-in-hand stand at INR1.7t (81% TBCB, 17% RTM), with a bidding pipeline of over INR1,100b (INR52b to be floated and INR1,053b under bidding- 83% interstate, 17% intra-state).
- PWGR won 9 out of the 28 TBCB projects that were awarded during the year, including one intrastate project.
- Long-term opportunity is estimated at ~INR15t, spanning renewable evacuation, the Brahmaputra hydro corridor, and OSOWOG interconnections (India-Sri Lanka, India-Singapore, etc).
- Annual bid pipeline is expected to be in the range of INR800-1,000b. Emerging demand centers from data centers and green hydrogen add further upside.

BESS, HVDC, and new business initiatives:

- PWGR signed its first Battery Energy Storage Purchase Agreement (150 MW / 300 MWh standalone BESS with annual tariff of INR0.29b).
- On 20th March'26, CERC notified the tariff regulations for Integrated Energy Storage Systems (IESS) developed by Transmission Service Providers under Section 62. The regulations have opened up opportunities for the development of integrated transmission systems, and PWGR is currently engaged in discussions for potential projects in the Northern and Western regions.
- 22 HVDC projects are at various stages of bidding and planning (combined HVDC capacity of ~127 GW), spanning renewable energy evacuation, Brahmaputra, and OSOWOG corridors.

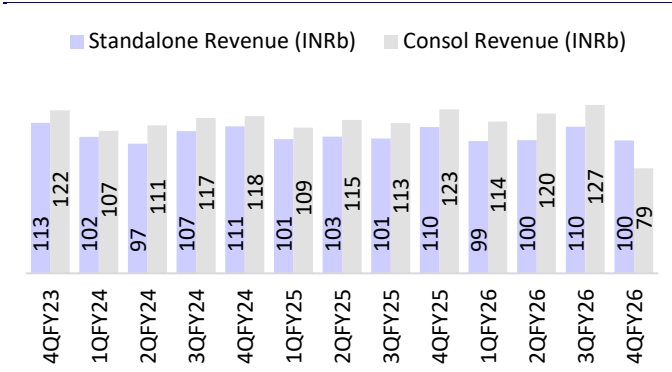
- Consultancy revenue more than doubled, growing from INR8.0b to INR17.6b in FY26.
- Telecom revenue for FY26 was reported at INR12.0b.

Key risks to monitor

- RoW acquisition remains a perennial challenge for PWGR. The central government has introduced market rate determination (by three valuers) and issued timelines to expedite the process, but this remains an operational risk.
- The deferred tax asset revaluation is largely complete. All TCB projects are on the new tax regime, and SA has now also transitioned, so no further significant deferred tax asset creation is expected.
- Cost overruns on projects are accommodated through force majeure and change-of-law provisions, with actual gross block costs to finalize only after commissioning.
- Supply chain constraints (transformer availability, skilled labor) remain a monitorable.

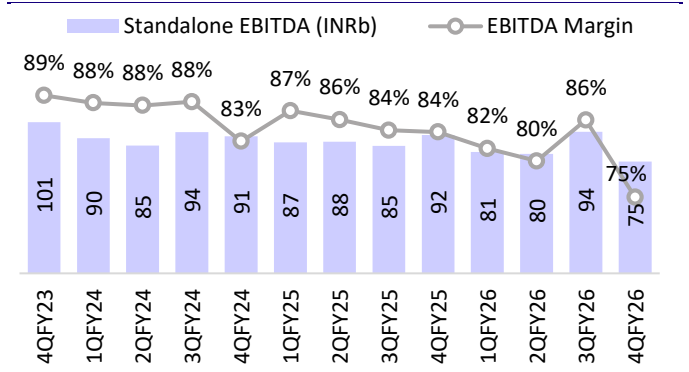
Story in charts – 4QFY26

Exhibit 1: SA and consolidated revenue



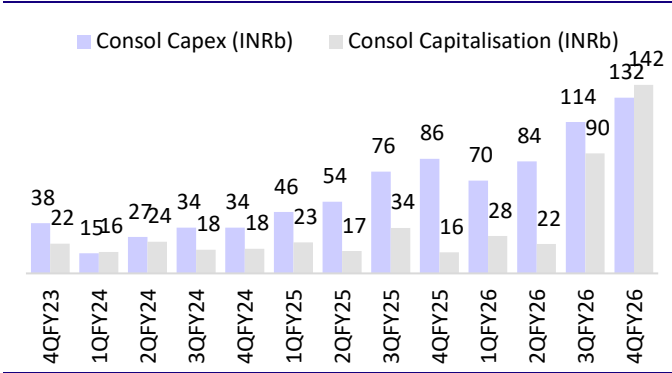
Source: Company, MOFSL

Exhibit 2: SA EBITDA (INR b) and EBITDA margin



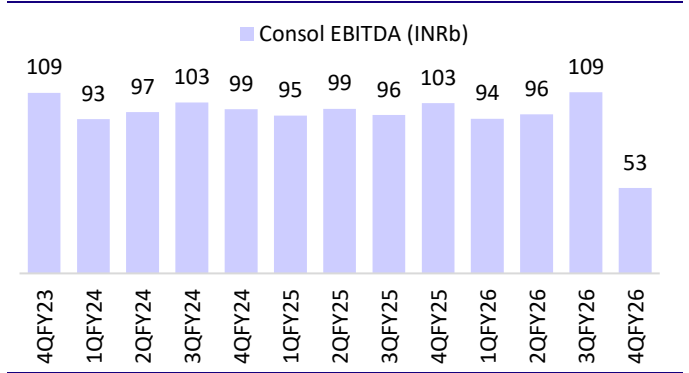
Source: Company, MOFSL

Exhibit 3: Consol. capex and capitalization



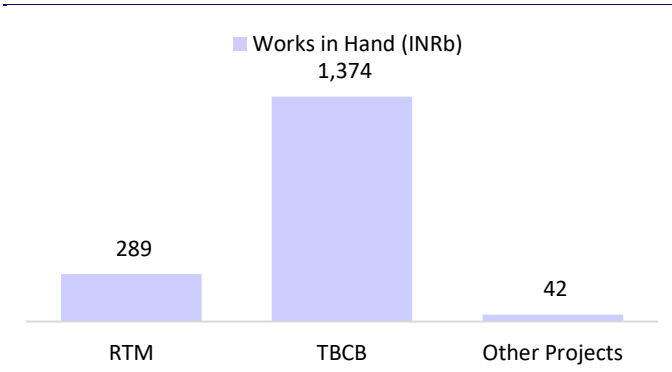
Source: Company, MOFSL

Exhibit 4: Consol. EBITDA (INRb)



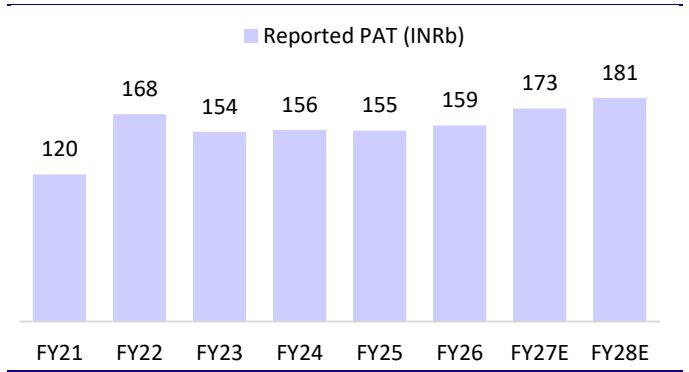
Source: Company, MOFSL

Exhibit 5: Works in hand (31st Mar'26)



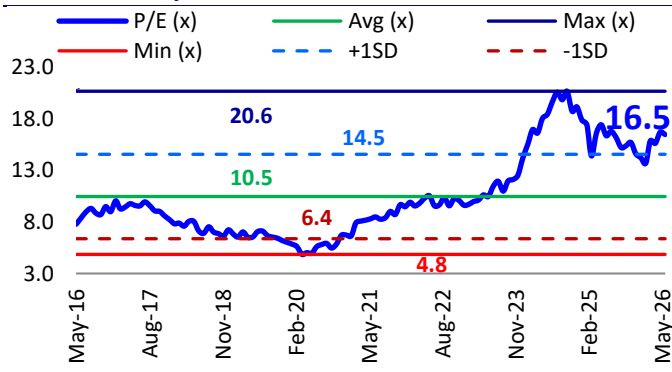
Source: Company, MOFSL

Exhibit 6: Consol. PAT growth over FY21-28E



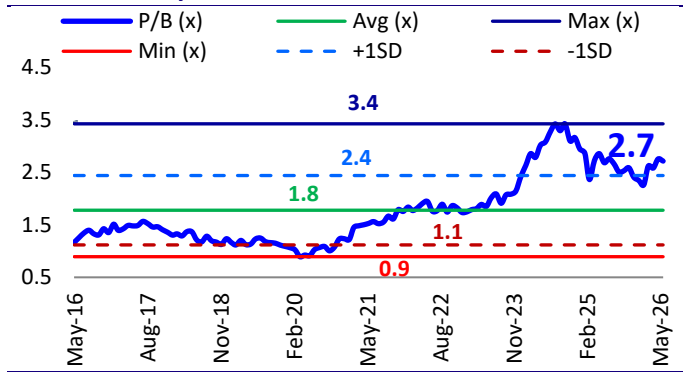
Source: Company, MOFSL

Exhibit 7: One-year forward P/E



Source: Company, MOFSL

Exhibit 8: One-year forward P/B



Source: Company, MOFSL

Financials and valuations

Consolidated Income Statement

(INR m)

Y/E March	FY23	FY24	FY25	FY26	FY27E	FY28E
Net Sales	458,517	452,717	460,686	439,585	537,789	571,560
Change (%)	11.6	-1.3	1.8	-4.6	22.3	6.3
Expenditure	61,032	59,402	67,270	87,538	98,486	110,419
Gross Profit	458,517	452,717	460,686	439,585	537,789	571,560
EBITDA	397,485	393,315	393,417	352,047	439,303	461,141
% of Net Sales	86.7	86.9	85.4	80.1	81.7	80.7
Depreciation	133,334	130,953	129,042	130,297	138,119	148,532
Interest	96,339	87,728	87,001	84,476	96,639	97,939
Other Income	10,025	10,700	16,671	9,516	9,424	9,941
PBT before EO	177,837	185,335	194,045	146,790	213,969	224,611
EO income (expense)	0	0	0	0	0	0
PBT after EO	177,837	185,335	194,045	146,790	213,969	224,611
Tax	22,819	29,408	37,728	-13,813	39,868	42,011
Rate (%)	12.8	15.9	19.4	-9.4	18.6	18.7
Share of JVs and asso.	-821	-196	-1,103	-1,323	-1,323	-1,323
Reported PAT	154,197	155,732	155,214	159,280	172,777	181,277
Adjusted PAT	154,197	155,732	155,214	159,280	172,777	181,277
Change (%)	10.3	1.0	-0.3	2.6	8.5	4.9

Balance Sheet

(INR m)

Y/E March	FY23	FY24	FY25	FY26	FY27E	FY28E
Share Capital	69,755	93,006	93,006	93,006	93,006	93,006
Reserves	760,391	778,445	833,622	911,934	991,732	1,081,146
Net Worth	830,145	871,451	926,628	1,004,940	1,084,738	1,174,152
Loans	1,265,949	1,234,486	1,309,650	1,480,090	1,579,080	1,797,667
Deferred Rev. & tax	208,424	197,604	186,645	141,138	151,397	151,397
Capital Employed	2,304,518	2,303,542	2,422,923	2,626,168	2,815,215	3,123,217
Gross Fixed Assets	2,701,123	2,755,311	2,838,222	3,010,622	3,305,830	3,650,830
Less: Depreciation	846,753	977,706	1,115,020	1,245,317	1,362,028	1,499,635
Net Fixed Assets	1,854,370	1,777,606	1,723,202	1,765,305	1,943,802	2,151,195
Capital WIP	137,723	181,975	335,851	437,468	504,291	599,026
Investments	34,891	41,632	31,167	29,951	34,682	32,627
Other Assets	475,971	507,693	570,853	714,549	806,533	869,076
Inventory	13,400	14,063	18,025	21,264	14,199	17,156
Debtors	136,945	118,341	79,648	116,726	114,663	135,533
Cash & Bank Balance	73,846	74,951	100,772	89,204	123,194	173,073
Other Current Assets	133,195	175,900	234,759	327,190	356,909	344,746
Loans & Advances	118,585	124,438	137,649	160,165	197,568	198,567
Other Liabilities	198,438	205,364	238,149	321,104	474,093	528,707
Net Current Assets	277,534	302,330	332,704	393,445	332,440	340,369
Application of Funds	2,304,518	2,303,542	2,422,923	2,626,168	2,815,215	3,123,216

Financials and valuations

Ratios

Y/E March	FY23	FY24	FY25	FY26	FY27E	FY28E
Basic (INR)						
EPS	16.6	16.7	16.7	17.1	18.6	19.5
Cash EPS	30.9	30.8	30.6	31.1	33.4	35.5
Book Value	89.3	93.7	99.6	108.1	116.6	126.2
DPS	9.2	12.1	10.5	9.0	10.0	10.0
Div.Payout (incl. Tax.)	55.4	72.0	62.9	52.6	53.8	51.3
Valuation (x)						
P/E	17.9	17.7	17.8	17.3	16.0	15.2
Cash P/E	9.6	9.6	9.7	9.5	8.9	8.4
EV/EBITDA	9.9	9.9	10.1	11.8	9.6	9.5
Price/Book Value	3.3	3.2	3.0	2.7	2.5	2.3
Dividend Yield (%)	3.1	4.1	3.5	3.0	3.4	3.4
Profitability Ratios (%)						
RoE	19.4	18.3	17.3	16.5	16.5	16.1
RoCE	10.3	10.0	9.6	10.0	9.3	8.8
RoIC	11.1	10.9	10.8	12.1	11.6	11.4
Turnover Ratios						
Debtors (Days)	109	95	63	97	78	87
Inventory (Days)	9	9	9	10	6	6
Current Liabilities (Days)	134	132	124	144	192	191
Asset Turnover (x)	0.2	0.3	0.3	0.2	0.3	0.3
Leverage Ratio						
Net Debt/EBITDA	3.0	2.9	3.1	3.9	3.3	3.5
Debt/Equity (x)	1.5	1.4	1.4	1.5	1.5	1.5

Cash Flow Statement

Y/E March	FY23	FY24	FY25	FY26	FY27E	FY28E
(INR m)						
PBT before EO Items	174,531	190,853	190,179	173,210	213,969	224,611
Depreciation	133,334	130,953	129,042	130,297	138,119	148,532
Interest	96,339	87,728	87,001	84,476	96,639	97,939
Others	869	-13,363	-19,297	-4,312	-9,424	-9,941
(Inc)/Dec in WC	25,486	10,532	7,095	57,296	94,995	41,950
Direct Taxes Paid	-28,530	-33,807	-31,787	-31,661	-39,868	-42,011
CF from Operations	402,029	372,895	362,233	409,306	494,429	461,080
(Inc)/Dec in FA	-82,426	-114,037	-241,113	-372,791	-362,031	-439,735
FCF	319,602	258,858	121,120	36,515	132,398	21,345
(Pur)/Sale of Investments	11,044	-17,107	5,780	19,737	8,101	8,618
CF from Investments	-71,383	-131,144	-235,333	-353,055	-353,931	-431,117
Equity raised	0	0	0	0	0	0
Others	-2,787	18,388	22,493	-27,757	-15,853	-7,727
(Inc)/Dec in Debt	-132,578	-53,168	66,385	139,194	98,990	218,587
Interest Paid	-86,468	-93,677	-92,300	-95,551	-96,639	-97,939
Dividend Paid	-85,449	-112,189	-97,656	-83,706	-93,006	-93,006
CF from Fin. Activity	-307,282	-240,646	-101,079	-67,820	-106,508	19,916
Inc/Dec of Cash	23,364	1,105	25,821	-11,568	33,990	49,878
Add: Beginning Balance	50,482	73,846	74,951	100,772	89,204	123,194
Closing Balance	73,846	74,951	100,772	89,204	123,194	173,073

Investment in securities market are subject to market risks. Read all the related documents carefully before investing.

NOTES

Explanation of Investment Rating	
Investment Rating	Expected return (over 12-month)
BUY	>=15%
SELL	< - 10%
NEUTRAL	< - 10 % to 15%
UNDER REVIEW	Rating may undergo a change
NOT RATED	We have forward looking estimates for the stock but we refrain from assigning recommendation

*In case the recommendation given by the Research Analyst is inconsistent with the investment rating legend for a continuous period of 30 days, the Research Analyst shall be within following 30 days take appropriate measures to make the recommendation consistent with the investment rating legend.

Disclosures

The following Disclosures are being made in compliance with the SEBI Research Analyst Regulations 2014 (herein after referred to as the Regulations).

Motilal Oswal Financial Services Ltd. (MOFSL) is a SEBI Registered Research Analyst having registration no. INH000000412 and BSE enlistment no. 5028. MOFSL, the Research Entity (RE) as defined in the Regulations, is engaged in the business of providing Stock broking services, Depository participant services & distribution of various financial products. MOFSL is a listed public company, the details in respect of which are available on www.motilaloswal.com. MOFSL is registered with the Securities & Exchange Board of India (SEBI) and is a registered Trading Member with National Stock Exchange of India Ltd. (NSE) and Bombay Stock Exchange Limited (BSE), Multi Commodity Exchange of India Limited (MCX) and National Commodity & Derivatives Exchange Limited (NCDEX) for its stock broking activities & is Depository participant with Central Depository Services Limited (CDSL) National Securities Depository Limited (NSDL), NERL, COMRIS and CCRL and is member of Association of Mutual Funds of India (AMFI) for distribution of financial products and Insurance Regulatory & Development Authority of India (IRDA) as Corporate Agent for insurance products and is a member of Association of Portfolio Managers in India (APMI) for distribution of PMS products. Details of associate entities of Motilal Oswal Financial Services Ltd. are available on the website at <http://onlinereports.motilaloswal.com/Dormant/documents/Associate%20Details.pdf>

MOFSL and its associate company(ies), their directors and Research Analyst and their relatives may; (a) from time to time, have a long or short position in, act as principal in, and buy or sell the securities or derivatives thereof of companies mentioned herein. (b) be engaged in any other transaction involving such securities and earn brokerage or other compensation or act as a market maker in the financial instruments of the company(ies) discussed herein or act as an advisor or lender/borrower to such company(ies) or may have any other potential conflict of interests with respect to any recommendation and other related information and opinions.; however the same shall have no bearing whatsoever on the specific recommendations made by the analyst(s), as the recommendations made by the analyst(s) are completely independent of the views of the associates of MOFSL even though there might exist an inherent conflict of interest in some of the stocks mentioned in the research report.

MOFSL and / or its affiliates do and seek to do business including investment banking with companies covered in its research reports. As a result, the recipients of this report should be aware that MOFSL may have a potential conflict of interest that may affect the objectivity of this report. Compensation of Research Analysts is not based on any specific merchant banking, investment banking or brokerage service transactions. Details of pending Enquiry Proceedings of Motilal Oswal Financial Services Limited are available on the website at <https://galaxy.motilaloswal.com/ResearchAnalyst/PublishViewLitigation.aspx>. As per Regulatory requirements, Research Audit Report is uploaded on www.motilaloswal.com > MOFSL-Important Links > MOFSL Research Analyst Compliance Audit Report.

A graph of daily closing prices of securities is available at www.nseindia.com, www.bseindia.com. Research Analyst views on Subject Company may vary based on Fundamental research and Technical Research. Proprietary trading desk of MOFSL or its associates maintains arm's length distance with Research Team as all the activities are segregated from MOFSL research activity and therefore it can have an independent view with regards to Subject Company for which Research Team have expressed their views.

Regional Disclosures (outside India)

This report is not directed or intended for distribution to or use by any person or entity resident in a state, country or any jurisdiction, where such distribution, publication, availability or use would be contrary to law, regulation or which would subject MOFSL & its group companies to registration or licensing requirements within such jurisdictions.

For Hong Kong:

This report is distributed in Hong Kong by Motilal Oswal capital Markets (Hong Kong) Private Limited, a licensed corporation (CE AYY-301) licensed and regulated by the Hong Kong Securities and Futures Commission (SFC) pursuant to the Securities and Futures Ordinance (Chapter 571 of the Laws of Hong Kong) "SFO". As per SEBI (Research Analyst Regulations) 2014 Motilal Oswal Securities (SEBI Reg. No. INH000000412) has an agreement with Motilal Oswal capital Markets (Hong Kong) Private Limited for distribution of research report in Hong Kong. This report is intended for distribution only to "Professional Investors" as defined in Part I of Schedule 1 to SFO. Any investment or investment activity to which this document relates is only available to professional investor and will be engaged only with professional investors." Nothing here is an offer or solicitation of these securities, products and services in any jurisdiction where their offer or sale is not qualified or exempt from registration. The Indian Analyst(s) who compile this report is/are not located in Hong Kong & are not conducting Research Analysis in Hong Kong.

For U.S.

Motilal Oswal Financial Services Limited (MOFSL) is not a registered broker - dealer under the U.S. Securities Exchange Act of 1934, as amended (the "1934 act") and under applicable state laws in the United States. In addition MOFSL is not a registered investment adviser under the U.S. Investment Advisers Act of 1940, as amended (the "Advisers Act" and together with the 1934 Act, the "Acts"), and under applicable state laws in the United States. Accordingly, in the absence of specific exemption under the Acts, any brokerage and investment services provided by MOFSL, including the products and services described herein are not available to or intended for U.S. persons. This report is intended for distribution only to "Major Institutional Investors" as defined by Rule 15a-6(b)(4) of the Exchange Act and interpretations thereof by SEC (henceforth referred to as "major institutional investors"). This document must not be acted on or relied on by persons who are not major institutional investors. Any investment or investment activity to which this document relates is only available to major institutional investors and will be engaged in only with major institutional investors. In reliance on the exemption from registration provided by Rule 15a-6 of the U.S. Securities Exchange Act of 1934, as amended (the "Exchange Act") and interpretations thereof by the U.S. Securities and Exchange Commission ("SEC") in order to conduct business with Institutional Investors based in the U.S., MOFSL has entered into a chaperoning agreement with a U.S. registered broker-dealer, Motilal Oswal Securities International Private Limited. ("MOSIPL"). Any business interaction pursuant to this report will have to be executed within the provisions of this chaperoning agreement. The Research Analysts contributing to the report may not be registered /qualified as research analyst with FINRA. Such research analyst may not be associated persons of the U.S. registered broker-dealer, MOSIPL, and therefore, may not be subject to NASD rule 2711 and NYSE Rule 472 restrictions on communication with a subject company, public appearances and trading securities held by a research analyst account.

For Singapore

In Singapore, this report is being distributed by Motilal Oswal Capital Markets (Singapore) Pte. Ltd. ("MOCMSPL") (UEN 201129401Z), which is a holder of a capital markets services license and an exempt financial adviser in Singapore. This report is distributed solely to persons who (a) qualify as "institutional investors" as defined in section 4A(1)(c) of the Securities and Futures Act of Singapore ("SFA") or (b) are considered "accredited investors" as defined in section 2(1) of the Financial Advisers Regulations of Singapore read with section 4A(1)(a) of the SFA. Accordingly, if a recipient is neither an "institutional investor" nor an "accredited investor", they must immediately discontinue any use of this Report and inform MOCMSPL.

In respect of any matter arising from or in connection with the research you could contact the following representatives of MOCMSPL. In case of grievances for any of the services rendered by MOCMSPL write to grievances@motilaloswal.com.

Nainesh

Rajani

Email: nainesh.rajani@motilaloswal.com

Contact: (+65) 8328 0276

Specific Disclosures

- Research Analyst and/or his/her relatives do not have a financial interest in the subject company(ies), as they do not have equity holdings in the subject company(ies). MOFSL has financial interest in the subject company(ies) at the end of the week immediately preceding the date of publication of the Research Report: Yes.
Nature of Financial interest is holding equity shares or derivatives of the subject company
- Research Analyst and/or his/her relatives do not have actual/beneficial ownership of 1% or more securities in the subject company(ies) at the end of the month immediately preceding the date of publication of Research Report.
MOFSL has actual/beneficial ownership of 1% or more securities of the subject company(ies) at the end of the month immediately preceding the date of publication of Research Report:No
- Research Analyst and/or his/her relatives have not received compensation/other benefits from the subject company(ies) in the past 12 months.
MOFSL may have received compensation from the subject company(ies) in the past 12 months.
- Research Analyst and/or his/her relatives do not have material conflict of interest in the subject company at the time of publication of research report.
MOFSL does not have material conflict of interest in the subject company at the time of publication of research report.
- Research Analyst has not served as an officer, director or employee of subject company(ies).
- MOFSL has not acted as a manager or co-manager of public offering of securities of the subject company in past 12 months.
- MOFSL has not received compensation for investment banking /merchant banking/brokerage services from the subject company(ies) in the past 12 months.
- MOFSL may have received any compensation for products or services other than investment banking or merchant banking or brokerage services from the subject company(ies) in the past 12 months.
- MOFSL may have received compensation or other benefits from the subject company(ies) or third party in connection with the research report.
- MOFSL has not engaged in market making activity for the subject company.

The associates of MOFSL may have:

- financial interest in the subject company
 - actual/beneficial ownership of 1% or more securities in the subject company at the end of the month immediately preceding the date of publication of the Research Report or date of the public appearance.
 - received compensation/other benefits from the subject company in the past 12 months
 - any other potential conflict of interests with respect to any recommendation and other related information and opinions.; however the same shall have no bearing whatsoever on the specific recommendations made by the analyst(s), as the recommendations made by the analyst(s) are completely independent of the views of the associates of MOFSL even though there might exist an inherent conflict of interest in some of the stocks mentioned in the research report.
 - acted as a manager or co-manager of public offering of securities of the subject company in past 12 months
 - be engaged in any other transaction involving such securities and earn brokerage or other compensation or act as a market maker in the financial instruments of the company(ies) discussed herein or act as an advisor or lender/borrower to such company(ies)
 - received compensation from the subject company in the past 12 months for investment banking / merchant banking / brokerage services or from other than said services.
 - Served subject company as its clients during twelve months preceding the date of distribution of the research report.
- The associates of MOFSL has not received any compensation or other benefits from third party in connection with the research report
 Above disclosures include beneficial holdings lying in demat account of MOFSL which are opened for proprietary investments only. While calculating beneficial holdings, It does not consider demat accounts which are opened in name of MOFSL for other purposes (i.e holding client securities, collaterals, error trades etc.). MOFSL also earns DP income from clients which are not considered in above disclosures.

Analyst Certification

The views expressed in this research report accurately reflect the personal views of the analyst(s) about the subject securities or issues, and no part of the compensation of the research analyst(s) was, is, or will be directly or indirectly related to the specific recommendations and views expressed by research analyst(s) in this report.

Terms & Conditions:

This report has been prepared by MOFSL and is meant for sole use by the recipient and not for circulation. The report and information contained herein is strictly confidential and may not be altered in any way, transmitted to, copied or distributed, in part or in whole, to any other person or to the media or reproduced in any form, without prior written consent of MOFSL. The report is based on the facts, figures and information that are considered true, correct, reliable and accurate. The intent of this report is not recommendatory in nature. The information is obtained from publicly available media or other sources believed to be reliable. Such information has not been independently verified and no guaranty, representation of warranty, express or implied, is made as to its accuracy, completeness or correctness. All such information and opinions are subject to change without notice. The report is prepared solely for informational purpose and does not constitute an offer document or solicitation of offer to buy or sell or subscribe for securities or other financial instruments for the clients. Though disseminated to all the customers simultaneously, not all customers may receive this report at the same time. MOFSL will not treat recipients as customers by virtue of their receiving this report.

Disclaimer:

The report and information contained herein is strictly confidential and meant solely for the selected recipient and may not be altered in any way, transmitted to, copied or distributed, in part or in whole, to any other person or to the media or reproduced in any form, without prior written consent. This report and information herein is solely for informational purpose and may not be used or considered as an offer document or solicitation of offer to buy or sell or subscribe for securities or other financial instruments. Nothing in this report constitutes investment, legal, accounting and tax advice or a representation that any investment or strategy is suitable or appropriate to your specific circumstances. The securities discussed and opinions expressed in this report may not be suitable for all investors, who must make their own investment decisions, based on their own investment objectives, financial positions and needs of specific recipient. This may not be taken in substitution for the exercise of independent judgment by any recipient. Each recipient of this document should make such investigations as it deems necessary to arrive at an independent evaluation of an investment in the securities of companies referred to in this document (including the merits and risks involved), and should consult its own advisors to determine the merits and risks of such an investment. The investment discussed or views expressed may not be suitable for all investors. Certain transactions -including those involving futures, options, another derivative products as well as non-investment grade securities - involve substantial risk and are not suitable for all investors. No representation or warranty, express or implied, is made as to the accuracy, completeness or fairness of the information and opinions contained in this document. The Disclosures of Interest Statement incorporated in this document is provided solely to enhance the transparency and should not be treated as endorsement of the views expressed in the report. This information is subject to change without any prior notice. The Company reserves the right to make modifications and alternations to this statement as may be required from time to time without any prior approval. MOFSL, its associates, their directors and the employees may from time to time, effect or have effected an own account transaction in, or deal as principal or agent in or for the securities mentioned in this document. They may perform or seek to perform investment banking or other services for, or solicit investment banking or other business from, any company referred to in this report. Each of these entities functions as a separate, distinct and independent of each other. The recipient should take this into account before interpreting the document. This report has been prepared on the basis of information that is already available in publicly accessible media or developed through analysis of MOFSL. The views expressed are those of the analyst, and the Company may or may not subscribe to all the views expressed therein. This document is being supplied to you solely for your information and may not be reproduced, redistributed or passed on, directly or indirectly, to any other person or published, copied, in whole or in part, for any purpose. This report is not directed or intended for distribution to, or use by, any person or entity who is a citizen or resident of or located in any locality, state, country or other jurisdiction, where such distribution, publication, availability or use would be contrary to law, regulation or which would subject MOFSL to any registration or licensing requirement within such jurisdiction. The securities described herein may or may not be eligible for sale in all jurisdictions or to certain category of investors. Persons in whose possession this document may come are required to inform themselves of and to observe such restriction. Neither the Firm, not its directors, employees, agents or representatives shall be liable for any damages whether direct or indirect, incidental, special or consequential including lost revenue or lost profits that may arise from or in connection with the use of the information. The person accessing this information specifically agrees to exempt MOFSL or any of its affiliates or employees from, any and all responsibility/liability arising from such misuse and agrees not to hold MOFSL or any of its affiliates or employees responsible for any such misuse and further agrees to hold MOFSL or any of its affiliates or employees free and harmless from all losses, costs, damages, expenses that may be suffered by the person accessing this information due to any errors and delays. This report is meant for the clients of Motilal Oswal only.

Investment in securities market are subject to market risks. Read all the related documents carefully before investing.

Registration granted by SEBI, enlistment as RA with Exchange and certification from NISM in no way guarantee performance of the intermediary or provide any assurance of returns to investors

Registered Office Address: Motilal Oswal Tower, Rahimtullah Sayani Road, Opposite Parel ST Depot, Prabhadevi, Mumbai-400025; Tel No.: 022 - 71934200 / 71934263; www.motilaloswal.com. Correspondence Address: Palm Spring Centre, 2nd Floor, Palm Court Complex, New Link Road, Malad (West), Mumbai- 400 064. Tel No: 022 71881000. Details of Compliance Officer: Neeraj Agarwal, Email Id: na@motilaloswal.com, Contact No.:022-40548085.

Grievance Redressal Cell:

Contact Person	Contact No.	Email ID
Ms. Hemangi Date	022 40548000 / 022 67490600	query@motilaloswal.com
Ms. Kumud Upadhyay	022 40548082	servicehead@motilaloswal.com
Mr. Ajay Menon	022 40548083	am@motilaloswal.com
Mr. Neeraj Agarwal	022 40548085	na@motilaloswal.com
Mr. Siddhartha Khemka	022 50362452	po.research@motilaloswal.com

Registration details of group entities.: Motilal Oswal Financial Services Ltd. (MOFSL): INZ000158836 (BSE/NSE/MCX/NCDX); CDSL and NSDL: IN-DP-16-2015; Research Analyst: INH000000412, BSE enlistment no. 5028, AMFI registered Mutual Fund Distributor and SIF Distributor: ARN : 146822. IRDA Corporate Agent – CA0579, APMI: APRN00233. Motilal Oswal Financial Services Ltd. is a distributor of Mutual Funds, PMS, Fixed Deposit, Insurance, Bond, NCDs and IPO products.

Customer having any query/feedback/ clarification may write to query@motilaloswal.com. In case of grievances for any of the services rendered by Motilal Oswal Financial Services Limited (MOFSL) write to grievances@motilaloswal.com, for DP to dpgrievances@motilaloswal.com.