

Sunteck Realty

Estimate change	↔
TP change	↔
Rating change	↔

Bloomberg	SRIN IN
Equity Shares (m)	146
M.Cap.(INRb)/(USDb)	62.5 / 0.7
52-Week Range (INR)	638 / 347
1, 6, 12 Rel. Per (%)	-5/-21/-31
12M Avg Val (INR M)	210

Financials & Valuations (INR b)

Y/E Mar	FY25	FY26E	FY27E
Sales	8.5	12.4	21.8
EBITDA	1.9	2.2	4.7
EBITDA (%)	21.8	17.7	21.5
PAT	1.5	1.8	3.8
EPS (INR)	10.3	12.2	26.1
EPS Gr. (%)	111.9	18.4	114.8
BV/Sh. (INR)	222.6	233.2	257.8

Ratios

Net D/E	0.1	-0.2	0.1
RoE (%)	4.7	5.3	10.6
RoCE (%)	5.1	5.6	10.4
Payout (%)	14.6	12.3	5.7

Valuations

P/E (x)	41.7	35.2	16.4
P/BV (x)	1.9	1.8	1.7
EV/EBITDA (x)	34.7	25.2	14.2
Div Yield (%)	0.4	0.4	0.4

Shareholding pattern (%)

As On	Mar-25	Dec-24	Mar-24
Promoter	63.3	63.2	63.2
DII	8.2	8.3	9.1
FII	19.3	19.8	18.3
Others	9.2	8.7	9.3

CMP: INR427

TP: INR540 (+27%)

Buy

Strong presales but collection yet to catch-up

The uber-luxury segment drives 58% of sales

- SRIN reported presales of INR6.57b in 1QFY26, up 31% YoY (16% above our estimate). About 92% of total presales in the quarter came from the uber-luxury and premium luxury segments.
- Collections were up 3% YoY at INR3.51b in 1QFY26 (21% below estimates).
- Net operating cash flow surplus stood at INR1.08b, up 8% YoY. The net debt-to-equity ratio stood at 0.02x.
- The company added a redevelopment project in Andheri with a development potential of 0.28msf and GDV of INR11b.
- Fitch (India Ratings) has affirmed the long-term credit rating at 'IND AA/Stable'.
- **P&L performance:** 1Q revenue declined 40% YoY/9% QoQ to INR1.8b (20% miss). EBITDA rose 52% YoY to INR477m (15% beat). EBITDA margin was up 1,543bp YoY at 25.4% (765bp beat). Adj. PAT stood at INR334m, up 47% YoY and in line with estimates. PAT margin stood at 17.8%.

Key concall highlights

- **Presales guidance:** Aided by the strong launch pipeline, management guided for presales growth of 25-30% in FY26, driven by the uber-luxury and premium-luxury segments.
- **Guidance on collections and revenue:** Collections should gain momentum once the construction phases move ahead in the coming quarters of FY26. This will lead to more projects coming up for revenue recognition such as Sunteck City – 4th Avenue, as the project has received occupation certificate.
- **Launch pipeline:** During 2Q-4QFY26, SRIN intends to launch projects with total GDV of INR110b:
 - A new phase of Sunteck City ODC (Goregaon West) with a GDV of INR15b (~0.5msf in one tower to be launched)
 - Sunteck Beach Residences in Vasai with a GDV of ~INR5-6b
 - Sunteck Skypark in Mira Road with a GDV of ~INR10b
 - The project in Bandra West with a GDV of INR10b
 - Sunteck World in Naigaon with a GDV of INR5b
 - Newly added Andheri redevelopment with a GDV of INR11b
 - Remaining from Nepean Sea Road with a GDV of INR54b
- **Burj Khalifa Community, Dubai:** The project will have only two towers with a total area of 1msf and GDV of INR90b. It would be launched in 4QFY26 or early FY27. SRIN plans to sell it in 3-4 years following the launch as guided by management.
- **Business development:** SRIN has been selected as the preferred developer for the redevelopment of a new residential project located in Andheri, near the Western Express Highway (WEH), Mumbai. The land parcel, spanning ~2.5 acres, offers a development potential of 0.28msf and is expected to generate a GDV of INR11b. The total cumulative GDV target for FY26 will be increased to INR500b from the current INR394b. SRIN has already invested INR3b in land in 1QFY26, which is up 67% vs. FY25.

Abhishek Lodhiya – Research Analyst (Abhishek.Lodhiya@MotilalOswal.com)

Yohan Batliwala – Research Analyst (Yohan.Batliwala@MotilalOswal.com)

Investors are advised to refer through important disclosures made at the last page of the Research Report.

Motilal Oswal research is available on www.motilaloswal.com/Institutional-Equities, Bloomberg, Thomson Reuters, Factset and S&P Capital.

- SRIN does not intend to compromise on margins for acquisitions, and most acquisitions are expected to be skewed toward the uber-luxury segment, given the strong demand.

Valuation and view

- We expect SRIN to deliver a healthy 24% presales CAGR over FY25-27E, fueled by a ramp-up in launches from both new and existing projects. Further, its sound balance sheet and strong cash flows would enable project additions and drive sustainable growth.
- We value its residential segment based on the NPV of existing pipelines and its commercial segment based on an 8% cap rate on FY26E EBITDA.
- **We reiterate our BUY rating on the stock with a TP of INR540, implying a 27% upside potential.**

Quarterly Performance

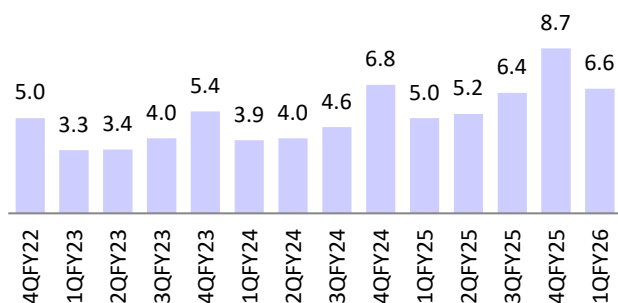
Y/E March	FY25				FY26E				FY25	FY26E	FY26E 1Q	Var (%)
	1Q	2Q	3Q	4Q	1Q	2Q	3Q	4Q				
Net Sales	3,163	1,690	1,618	2,060	1,883	2,450	3,709	4,321	8,531	12,363	2,349	-20
YoY Change (%)	348.2	577.3	281.1	-51.7	-40.5	44.9	129.3	109.7			-25.7	
Total Expenditure	2,849	1,317	1,134	1,374	1,406	2,016	3,052	3,700	6,673	10,175	1,933	
EBITDA	314	374	484	687	477	434	657	621	1,858	2,188	416	15
Margins (%)	9.9	22.1	29.9	33.3	25.4	17.7	17.7	14.4	21.8	17.7	17.7	765.1
Depreciation	34	36	31	28	34	26	40	32	129	133	25	
Interest	103	99	87	119	149	81	122	55	409	406	77	
Other Income	117	130	130	118	132	100	152	121	495	505	96	
PBT before EO expense	295	368	495	658	426	427	646	655	1,816	2,155	409	4
Extra-Ord expense	0	0	0	0	0	0	0	0	0	0	0	
PBT	295	368	495	658	426	427	646	655	1,816	2,155	409	4
Tax	70	22	69	170	92	78	118	105	331	393	75	
Rate (%)	23.9	5.9	13.9	25.9	21.6	18.2	18.2	16.0	18.2	18.2	18.2	
Minority Interest & Profit/Loss of Asso. Cos.	-3	1	1	-17	0	-4	-6	-9	-18	-18	-3	
Reported PAT	228	346	425	504	334	353	534	559	1,503	1,780	338	-1
Adj PAT	228	346	425	504	334	353	534	559	1,503	1,780	338	-1
YoY Change (%)	-438.0	-349.6	-537.1	-50.3	46.6	1.9	25.6	10.9	111.9	18.4	48.3	
Margins (%)	7.2	20.5	26.3	24.5	17.8	14.4	14.4	12.9	17.6	14.4	14.4	
Operational metrics												
Presales	5,020	5,240	6,350	8,700	6,570	5,922	8,966	8,428	25,310	29,886	5,678	16
Collections	3,420	2,670	3,360	3,100	3,510	4,609	6,978	8,163	12,550	23,261	4,419	-21

Source: Company, MOFSL

Key exhibits

Exhibit 1: Presales increased 31% YoY to INR6.6b

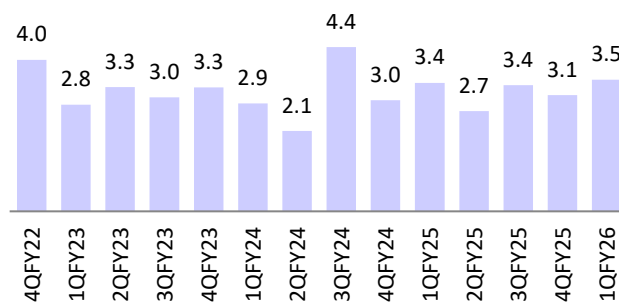
Pre-sales (INRb)



Source: Company, MOFSL

Exhibit 2: Collections increased 3% YoY to INR3.5b

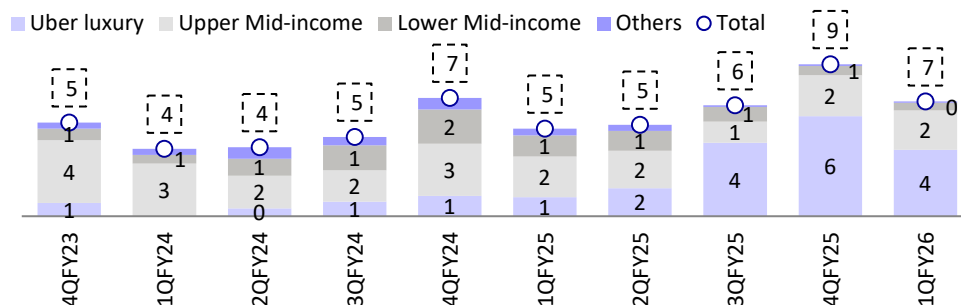
Collections (INRb)



Source: Company, MOFSL

Exhibit 3: Witnessing healthy traction across segments

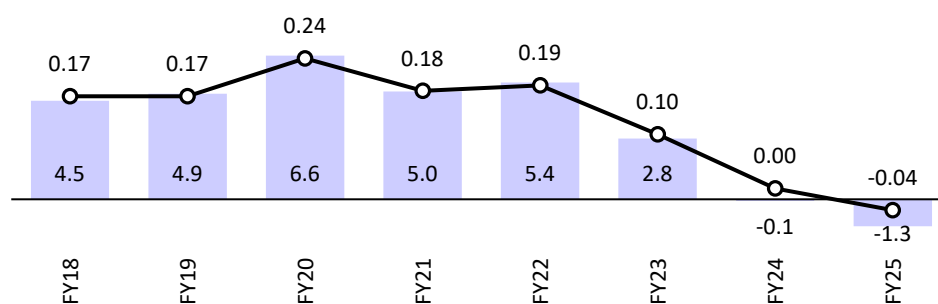
Pre-sales (INRb)



Source: Company, MOFSL

Exhibit 4: SRIN is now debt free

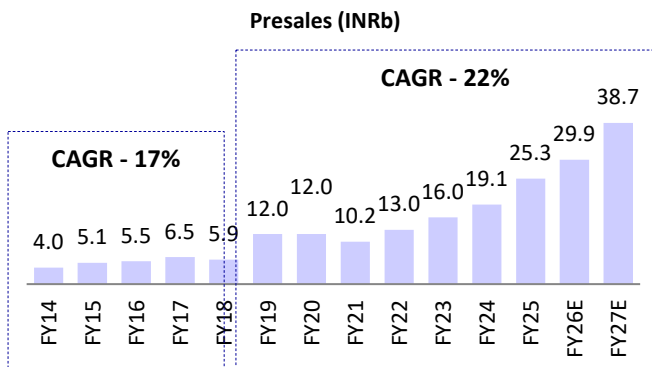
Reported Net debt — D/E



Source: Company, MOFSL

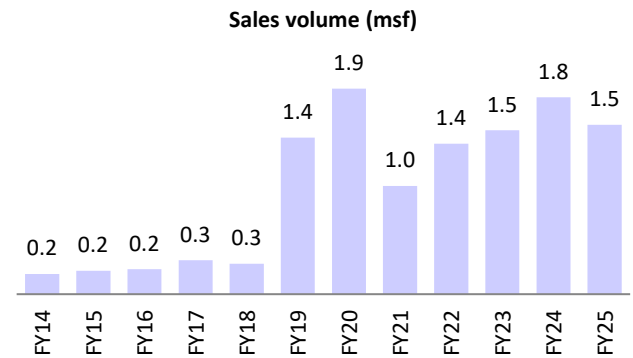
Story in charts

Exhibit 5: Presales clocked 22% CAGR over CY18-25



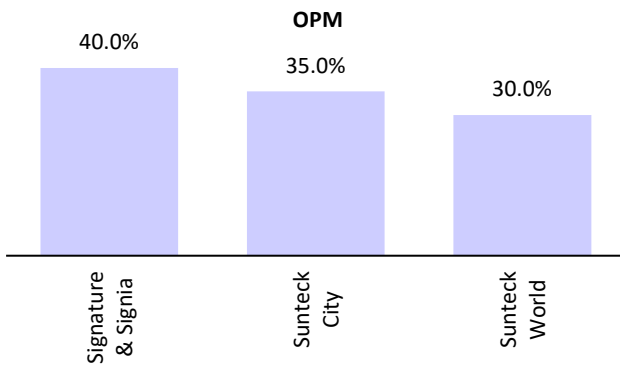
Source: Company, MOFSL

Exhibit 6: Volume rose to 1.5msf in FY25 vs. 0.3msf in FY18



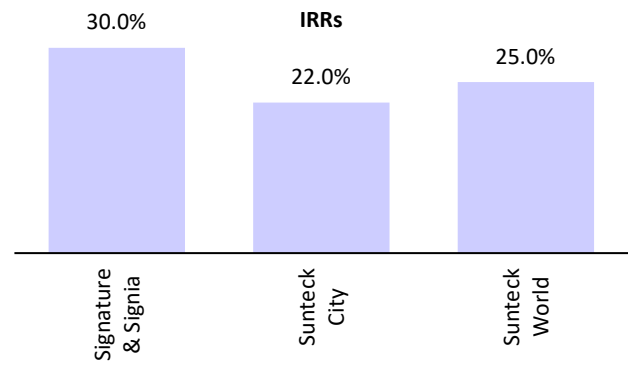
Source: Company, MOFSL

Exhibit 7: Targets 30-40% OPM...



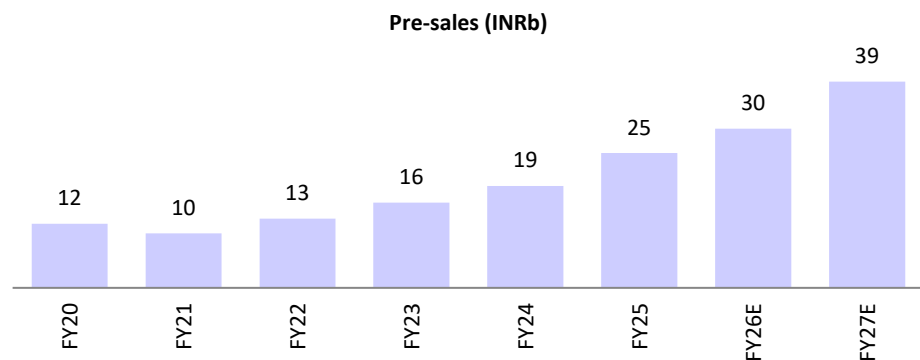
Source: Company, MOFSL

Exhibit 8: ...and healthy IRRs



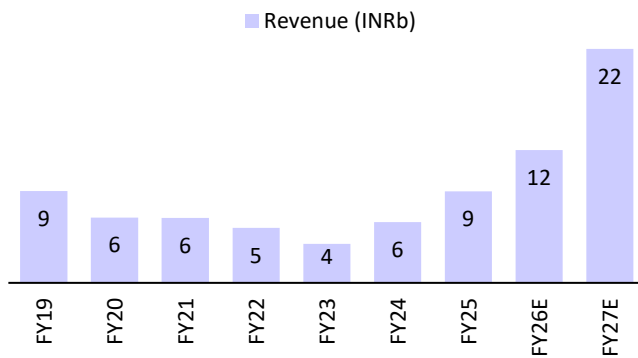
Source: Company, MOFSL

Exhibit 9: We expect SRIN to post 24% presales CAGR over FY25-27E



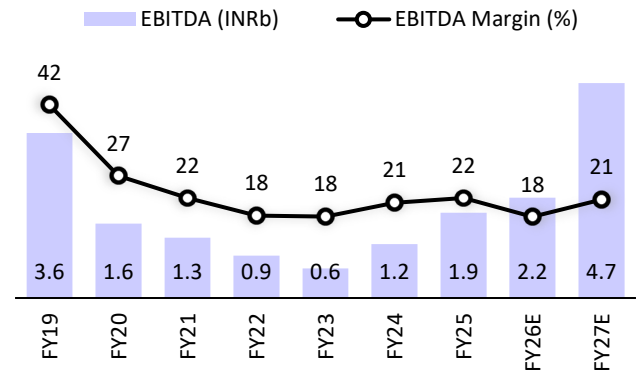
Source: MOFSL, Company

Exhibit 10: Expect 60% CAGR over FY25-27E



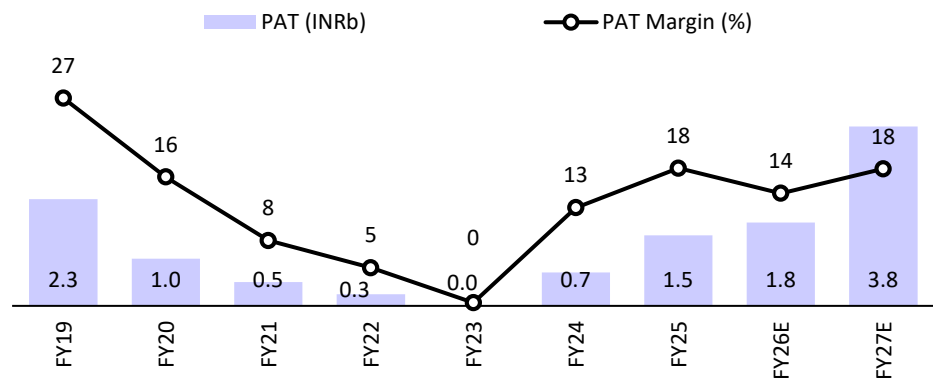
Source: Company, MOFSL

Exhibit 11: EBITDA margin recovers to >18% from FY24 level



Source: Company, MOFSL

Exhibit 12: PAT to increase to INR3.8b with a margin of 18%



Source: Company, MOFSL

Exhibit 13: Changes to our estimates

(INR m)	Old		New		Change	
	FY26E	FY27E	FY26E	FY27E	FY26E	FY27E
Revenue	12,363	21,809	12,363	21,809	0%	0%
EBITDA	2,188	4,682	2,188	4,682	0%	0%
Adj. PAT	1,780	3,824	1,780	3,824	0%	0%
Presales	29,886	38,740	29,886	38,740	0%	0%
Collections	23,261	30,802	23,261	30,802	0%	0%

Source: MOFSL, Company

Valuation and view

We value SRIN on a DCF-based approach:

- Its residential business is valued by using a DCF of expected cash flows over a project cycle with a WACC of 13.1%.
- Its operational commercial assets are valued at an 8% cap rate on FY26E EBITDA.
- Based on the above approach, we arrive at an NAV of INR79b, or INR540/share, indicating an upside potential of 27%. **Reiterate BUY.**

Exhibit 14: Our SoTP-based TP of INR540 indicates an upside potential of 26%

NAV Summary			INR b	Per Share	as % of NAV
Completed Projects	❖	INR10b of net cash surplus, excluding overheads discounted at a WACC of 13.1%	10	65	12%
Ongoing Projects	❖	INR30b of net cash surplus, excluding overheads discounted at a WACC of 13.1%	30	205	38%
Upcoming projects	❖	Around ~8msf of pipeline with GDV of INR~130b discounted at a WACC of 13.1%	34	233	43%
Commercial	❖	Operational assets valued at a cap rate of 8% and ongoing projects through DCF	5	37	7%
Gross Asset value			79	540	100%
Net debt			0	0	0%
Net Asset value			79	540	100%
No. of share			146		
NAV per share			540		
CMP			427		
Upside Potential			27%		

Source: MOFSL

Financials and valuations

Consolidated - Income Statement

(INR m)

Y/E March	FY21	FY22	FY23	FY24	FY25	FY26E	FY27E
Total Income from Operations	6,046	5,132	3,624	5,648	8,531	12,363	21,809
Change (%)	-0.5	-15.1	-29.4	55.8	51.0	44.9	76.4
Total Expenditure	4,730	4,211	2,982	4,476	6,673	10,175	17,126
% of Sales	78.2	82.1	82.3	79.2	78.2	82.3	78.5
EBITDA	1,316	921	642	1,173	1,858	2,188	4,682
Margin (%)	21.8	17.9	17.7	20.8	21.8	17.7	21.5
Depreciation	51	73	92	95	129	133	136
EBIT	1,265	848	550	1,078	1,730	2,056	4,546
Int. and Finance Charges	802	778	859	684	409	406	406
Other Income	211	244	284	555	495	505	515
PBT bef. EO Exp.	674	314	-24	949	1,816	2,155	4,655
PBT after EO Exp.	674	314	-24	949	1,816	2,155	4,655
Total Tax	173	75	31	240	331	393	849
Tax Rate (%)	25.6	23.8	-125.6	25.3	18.2	18.2	18.2
Minority Interest	-3	-12	-70	-1	-18	-18	-18
Reported PAT	505	251	15	710	1,503	1,780	3,824
Adjusted PAT	505	251	15	710	1,503	1,780	3,824
Change (%)	-49.6	-50.3	-94.1	4,699.7	111.9	18.4	114.8
Margin (%)	8.4	4.9	0.4	12.6	17.6	14.4	17.5

Consolidated - Balance Sheet

(INR m)

Y/E March	FY21	FY22	FY23	FY24	FY25	FY26E	FY27E
Equity Share Capital	140	140	140	146	146	146	146
Total Reserves	27,347	27,764	27,738	31,095	32,454	34,014	37,619
Net Worth	27,487	27,904	27,878	31,242	32,600	34,161	37,765
Total Loans	6,512	7,882	6,854	3,749	3,869	3,869	3,869
Deferred Tax Liabilities	0	7	9	59	42	42	42
Capital Employed	34,000	35,793	34,741	35,050	36,512	38,072	41,676
Gross Block	460	660	787	1,007	1,211	1,343	1,479
Less: Accum. Deprn.	125	186	264	360	488	621	757
Net Fixed Assets	334	474	522	648	722	722	722
Investment Property	186	750	967	4,259	4,263	4,263	4,263
Capital WIP	0	67	1,012	103	318	318	318
Total Investments	319	17	99	2,375	2,355	2,373	2,391
Curr. Assets, Loans&Adv.	40,852	53,681	69,985	71,851	75,607	63,321	91,983
Inventory	27,438	40,419	57,251	59,663	62,064	44,033	77,674
Account Receivables	3,698	2,703	1,496	2,925	1,174	1,186	2,091
Cash and Bank Balance	1,662	970	1,582	1,058	2,025	11,328	268
Loans and Advances	8,054	9,589	9,656	8,205	10,343	6,774	11,950
Curr. Liability & Prov.	7,722	19,196	37,845	44,186	46,754	32,926	58,002
Account Payables	2,122	1,936	2,114	2,916	2,782	4,032	7,112
Other Current Liabilities	5,571	17,214	35,679	41,205	43,868	28,791	50,787
Provisions	30	46	52	65	104	104	104
Net Current Assets	33,160	34,485	32,141	27,665	28,853	30,395	33,981
Appl. of Funds	34,000	35,793	34,741	35,050	36,512	38,072	41,676

E: MOFSL Estimates

Financials and valuations

Ratios

Y/E March	FY21	FY22	FY23	FY24	FY25	FY26E	FY27E
Basic (INR)							
EPS	3.4	1.7	0.1	4.8	10.3	12.2	26.1
Cash EPS	3.8	2.2	0.7	5.5	11.1	13.1	27.0
BV/Share	187.7	190.5	190.3	213.3	222.6	233.2	257.8
DPS	1.5	1.5	1.5	1.5	1.5	1.5	1.5
Payout (%)	43.5	87.6	1,486.3	31.0	14.6	12.3	5.7
Valuation (x)							
P/E	124.2	250.1	4,240.9	88.4	41.7	35.2	16.4
Cash P/E	112.8	193.8	586.4	77.9	38.4	32.8	15.8
P/BV	2.3	2.2	2.2	2.0	1.9	1.8	1.7
EV/Sales	11.2	13.6	18.8	11.6	7.6	4.5	3.0
EV/EBITDA	51.3	75.6	105.8	55.7	34.7	25.2	14.2
Dividend Yield (%)	0.4	0.4	0.4	0.4	0.4	0.4	0.4
FCF per share	18.4	-3.3	16.7	37.4	10.7	64.2	-74.9
Return Ratios (%)							
RoE	1.8	0.9	0.1	2.4	4.7	5.3	10.6
RoCE	3.0	2.4	1.8	3.5	5.1	5.6	10.4
RoIC	2.7	1.9	3.7	2.5	4.5	6.0	11.8
Leverage Ratio (x)							
Current Ratio	5.3	2.8	1.8	1.6	1.6	1.9	1.6
Interest Cover Ratio	1.6	1.1	0.6	1.6	4.2	5.1	11.2
Net Debt/Equity	0.2	0.2	0.2	0.1	0.1	-0.2	0.1

Consolidated - Cash Flow Statement

(INR m)

Y/E March	FY21	FY22	FY23	FY24	FY25	FY26E	FY27E
OP/(Loss) before Tax	584	326	-24	949	1,835	2,155	4,655
Depreciation	52	73	92	95	129	133	136
Interest & Finance Charges	846	776	859	583	409	387	387
Direct Taxes Paid	-231	-152	-68	-240	-556	-393	-849
(Inc)/Dec in WC	1,699	-1,129	2,022	3,951	537	7,761	-14,646
CF from Operations	2,950	-106	2,880	5,338	2,353	10,042	-10,317
Others	-88	-198	-260	-555	-454	-505	-515
CF from Operating incl EO	2,861	-305	2,620	4,783	1,898	9,537	-10,833
(Inc)/Dec in FA	-164	-183	-181	688	-325	-133	-136
Free Cash Flow	2,697	-487	2,439	5,471	1,573	9,404	-10,969
(Pur)/Sale of Investments	139	248	7	-5,566	0	0	0
Others	170	115	12	555	-42	505	515
CF from Investments	145	181	-162	-4,324	-367	373	379
Issue of Shares	7	13	7	6	1	0	0
Inc/(Dec) in Debt	-2,328	1,331	-1,647	-3,105	-444	0	0
Interest Paid	-860	-743	-762	-583	-372	-387	-387
Dividend Paid	-142	-142	-211	-220	-220	-220	-220
Others	-413	0	0	0	0	0	0
CF from Fin. Activity	-3,736	459	-2,614	-3,902	-1,035	-607	-607
Inc/Dec of Cash	-729	335	-156	-3,442	497	9,303	-11,060
Opening Balance	832	103	438	282	356	853	10,156
Closing Balance	103	438	282	-3,160	853	10,156	-904

Investment in securities market are subject to market risks. Read all the related documents carefully before investing

Explanation of Investment Rating	
Investment Rating	Expected return (over 12-month)
BUY	>=15%
SELL	< - 10%
NEUTRAL	< - 10 % to 15%
UNDER REVIEW	Rating may undergo a change
NOT RATED	We have forward looking estimates for the stock but we refrain from assigning recommendation

*In case the recommendation given by the Research Analyst is inconsistent with the investment rating legend for a continuous period of 30 days, the Research Analyst shall be within following 30 days take appropriate measures to make the recommendation consistent with the investment rating legend.

Disclosures

The following Disclosures are being made in compliance with the SEBI Research Analyst Regulations 2014 (herein after referred to as the Regulations).

Motilal Oswal Financial Services Ltd. (MOFSL) is a SEBI Registered Research Analyst having registration no. INH000000412. MOFSL, the Research Entity (RE) as defined in the Regulations, is engaged in the business of providing Stock broking services, Depository participant services & distribution of various financial products. MOFSL is a listed public company, the details in respect of which are available on www.motilaloswal.com. MOFSL (erstwhile Motilal Oswal Securities Limited - MOSL) is registered with the Securities & Exchange Board of India (SEBI) and is a registered Trading Member with National Stock Exchange of India Ltd. (NSE) and Bombay Stock Exchange Limited (BSE), Multi Commodity Exchange of India Limited (MCX) and National Commodity & Derivatives Exchange Limited (NCDEX) for its stock broking activities & is Depository participant with Central Depository Services Limited (CDSL) National Securities Depository Limited (NSDL), NERL, COMRIS and CCRL and is member of Association of Mutual Funds of India (AMFI) for distribution of financial products and Insurance Regulatory & Development Authority of India (IRDA) as Corporate Agent for insurance products. Details of associate entities of Motilal Oswal Financial Services Limited are available on the website at <http://onlinereports.motilaloswal.com/Dormant/documents/List%20of%20Associate%20companies.pdf>

MOFSL and its associate company(ies), their directors and Research Analyst and their relatives may; (a) from time to time, have a long or short position in, act as principal in, and buy or sell the securities or derivatives thereof of companies mentioned herein. (b) be engaged in any other transaction involving such securities and earn brokerage or other compensation or act as a market maker in the financial instruments of the company(ies) discussed herein or act as an advisor or lender/borrower to such company(ies) or may have any other potential conflict of interests with respect to any recommendation and other related information and opinions; however the same shall have no bearing whatsoever on the specific recommendations made by the analyst(s), as the recommendations made by the analyst(s) are completely independent of the views of the associates of MOFSL even though there might exist an inherent conflict of interest in some of the stocks mentioned in the research report.

MOFSL and / or its affiliates do and seek to do business including investment banking with companies covered in its research reports. As a result, the recipients of this report should be aware that MOFSL may have a potential conflict of interest that may affect the objectivity of this report. Compensation of Research Analysts is not based on any specific merchant banking, investment banking or brokerage service transactions. Details of pending Enquiry Proceedings of Motilal Oswal Financial Services Limited are available on the website at <https://galaxy.motilaloswal.com/ResearchAnalyst/PublishViewLitigation.aspx>

A graph of daily closing prices of securities is available at www.nseindia.com, www.bseindia.com. Research Analyst views on Subject Company may vary based on Fundamental research and Technical Research. Proprietary trading desk of MOFSL or its associates maintains arm's length distance with Research Team as all the activities are segregated from MOFSL research activity and therefore it can have an independent view with regards to Subject Company for which Research Team have expressed their views.

Regional Disclosures (outside India)

This report is not directed or intended for distribution to or use by any person or entity resident in a state, country or any jurisdiction, where such distribution, publication, availability or use would be contrary to law, regulation or which would subject MOFSL & its group companies to registration or licensing requirements within such jurisdictions.

For Hong Kong:

This report is distributed in Hong Kong by Motilal Oswal capital Markets (Hong Kong) Private Limited, a licensed corporation (CE AYY-301) licensed and regulated by the Hong Kong Securities and Futures Commission (SFC) pursuant to the Securities and Futures Ordinance (Chapter 571 of the Laws of Hong Kong) "SFO". As per SEBI (Research Analyst Regulations) 2014 Motilal Oswal Securities (SEBI Reg. No. INH000000412) has an agreement with Motilal Oswal capital Markets (Hong Kong) Private Limited for distribution of research report in Hong Kong. This report is intended for distribution only to "Professional Investors" as defined in Part I of Schedule 1 to SFO. Any investment or investment activity to which this document relates is only available to professional investor and will be engaged only with professional investors." Nothing here is an offer or solicitation of these securities, products and services in any jurisdiction where their offer or sale is not qualified or exempt from registration. The Indian Analyst(s) who compile this report is/are not located in Hong Kong & are not conducting Research Analysis in Hong Kong.

For U.S.

Motilal Oswal Financial Services Limited (MOFSL) is not a registered broker - dealer under the U.S. Securities Exchange Act of 1934, as amended (the "1934 act") and under applicable state laws in the United States. In addition MOFSL is not a registered investment adviser under the U.S. Investment Advisers Act of 1940, as amended (the "Advisers Act" and together with the 1934 Act, the "Acts"), and under applicable state laws in the United States. Accordingly, in the absence of specific exemption under the Acts, any brokerage and investment services provided by MOFSL, including the products and services described herein are not available to or intended for U.S. persons. This report is intended for distribution only to "Major Institutional Investors" as defined by Rule 15a-6(b)(4) of the Exchange Act and interpretations thereof by SEC (henceforth referred to as "major institutional investors"). This document must not be acted on or relied on by persons who are not major institutional investors. Any investment or investment activity to which this document relates is only available to major institutional investors and will be engaged in only with major institutional investors. In reliance on the exemption from registration provided by Rule 15a-6 of the U.S. Securities Exchange Act of 1934, as amended (the "Exchange Act") and interpretations thereof by the U.S. Securities and Exchange Commission ("SEC") in order to conduct business with Institutional Investors based in the U.S., MOFSL has entered into a chaperoning agreement with a U.S. registered broker-dealer, Motilal Oswal Securities International Private Limited. ("MOSIPL"). Any business interaction pursuant to this report will have to be executed within the provisions of this chaperoning agreement.

The Research Analysts contributing to the report may not be registered/qualified as research analyst with FINRA. Such research analyst may not be associated persons of the U.S. registered broker-dealer, MOSIPL, and therefore, may not be subject to NASD rule 2711 and NYSE Rule 472 restrictions on communication with a subject company, public appearances and trading securities held by a research analyst account.

For Singapore

In Singapore, this report is being distributed by Motilal Oswal Capital Markets (Singapore) Pte. Ltd. ("MOCMSPL") (UEN 201129401Z), which is a holder of a capital markets services license and an exempt financial adviser in Singapore. This report is distributed solely to persons who (a) qualify as "institutional investors" as defined in section 4A(1)(c) of the Securities and Futures Act of Singapore ("SFA") or (b) are considered "accredited investors" as defined in section 2(1) of the Financial Advisers Regulations of Singapore read with section 4A(1)(a) of the SFA. Accordingly, if a recipient is neither an "institutional investor" nor an "accredited investor", they must immediately discontinue any use of this Report and inform MOCMSPL.

In respect of any matter arising from or in connection with the research you could contact the following representatives of MOCMSPL. In case of grievances for any of the services rendered by MOCMSPL write to grievances@motilaloswal.com.

Nainesh Rajani

Email: nainesh.rajani@motilaloswal.com

Contact: (+65) 8328 0276

Specific Disclosures

- Research Analyst and/or his/her relatives do not have a financial interest in the subject company(ies), as they do not have equity holdings in the subject company(ies).
MOFSL has financial interest in the subject company(ies) at the end of the week immediately preceding the date of publication of the Research Report: Yes.
Nature of Financial interest is holding equity shares or derivatives of the subject company
- Research Analyst and/or his/her relatives do not have actual/beneficial ownership of 1% or more securities in the subject company(ies) at the end of the month immediately preceding the date of publication of Research Report.
MOFSL has actual/beneficial ownership of 1% or more securities of the subject company(ies) at the end of the month immediately preceding the date of publication of Research Report: No
- Research Analyst and/or his/her relatives have not received compensation/other benefits from the subject company(ies) in the past 12 months.
MOFSL may have received compensation from the subject company(ies) in the past 12 months.
- Research Analyst and/or his/her relatives do not have material conflict of interest in the subject company at the time of publication of research report.
MOFSL does not have material conflict of interest in the subject company at the time of publication of research report.
- Research Analyst has not served as an officer, director or employee of subject company(ies).
- MOFSL has not acted as a manager or co-manager of public offering of securities of the subject company in past 12 months.
- MOFSL has not received compensation for investment banking /merchant banking/brokerage services from the subject company(ies) in the past 12 months.
- MOFSL may have received any compensation for products or services other than investment banking or merchant banking or brokerage services from the subject company(ies) in the past 12 months.
- MOFSL may have received compensation or other benefits from the subject company(ies) or third party in connection with the research report.
- MOFSL has not engaged in market making activity for the subject company.

The associates of MOFSL may have:
financial interest in the subject company

- actual/beneficial ownership of 1% or more securities in the subject company at the end of the month immediately preceding the date of publication of the Research Report or date of the public appearance.
- received compensation/other benefits from the subject company in the past 12 months
- any other potential conflict of interests with respect to any recommendation and other related information and opinions.; however the same shall have no bearing whatsoever on the specific recommendations made by the analyst(s), as the recommendations made by the analyst(s) are completely independent of the views of the associates of MOFSL even though there might exist an inherent conflict of interest in some of the stocks mentioned in the research report.
- acted as a manager or co-manager of public offering of securities of the subject company in past 12 months
- be engaged in any other transaction involving such securities and earn brokerage or other compensation or act as a market maker in the financial instruments of the company(ies) discussed herein or act as an advisor or lender/borrower to such company(ies)
- received compensation from the subject company in the past 12 months for investment banking / merchant banking / brokerage services or from other than said services.
- Served subject company as its clients during twelve months preceding the date of distribution of the research report.

The associates of MOFSL has not received any compensation or other benefits from third party in connection with the research report

Above disclosures include beneficial holdings lying in demat account of MOFSL which are opened for proprietary investments only. While calculating beneficial holdings, It does not consider demat accounts which are opened in name of MOFSL for other purposes (i.e holding client securities, collaterals, error trades etc.). MOFSL also earns DP income from clients which are not considered in above disclosures.

Analyst Certification

The views expressed in this research report accurately reflect the personal views of the analyst(s) about the subject securities or issues, and no part of the compensation of the research analyst(s) was, is, or will be directly or indirectly related to the specific recommendations and views expressed by research analyst(s) in this report.

Terms & Conditions:

This report has been prepared by MOFSL and is meant for sole use by the recipient and not for circulation. The report and information contained herein is strictly confidential and may not be altered in any way, transmitted to, copied or distributed, in part or in whole, to any other person or to the media or reproduced in any form, without prior written consent of MOFSL. The report is based on the facts, figures and information that are considered true, correct, reliable and accurate. The intent of this report is not recommendatory in nature. The information is obtained from publicly available media or other sources believed to be reliable. Such information has not been independently verified and no guaranty, representation of warranty, express or implied, is made as to its accuracy, completeness or correctness. All such information and opinions are subject to change without notice. The report is prepared solely for informational purpose and does not constitute an offer document or solicitation of offer to buy or sell or subscribe for securities or other financial instruments for the clients. Though disseminated to all the customers simultaneously, not all customers may receive this report at the same time. MOFSL will not treat recipients as customers by virtue of their receiving this report.

Disclaimer:

The report and information contained herein is strictly confidential and meant solely for the selected recipient and may not be altered in any way, transmitted to, copied or distributed, in part or in whole, to any other person or to the media or reproduced in any form, without prior written consent. This report and information herein is solely for informational purpose and may not be used or considered as an offer document or solicitation of offer to buy or sell or subscribe for securities or other financial instruments. Nothing in this report constitutes investment, legal, accounting and tax advice or a representation that any investment or strategy is suitable or appropriate to your specific circumstances. The securities discussed and opinions expressed in this report may not be suitable for all investors, who must make their own investment decisions, based on their own investment objectives, financial positions and needs of specific recipient. This may not be taken in substitution for the exercise of independent judgment by any recipient. Each recipient of this document should make such investigations as it deems necessary to arrive at an independent evaluation of an investment in the securities of companies referred to in this document (including the merits and risks involved), and should consult its own advisors to determine the merits and risks of such an investment. The investment discussed or views expressed may not be suitable for all investors. Certain transactions -including those involving futures, options, another derivative products as well as non-investment grade securities - involve substantial risk and are not suitable for all investors. No representation or warranty, express or implied, is made as to the accuracy, completeness or fairness of the information and opinions contained in this document. The Disclosures of Interest Statement incorporated in this document is provided solely to enhance the transparency and should not be treated as endorsement of the views expressed in the report. This information is subject to change without any prior notice. The Company reserves the right to make modifications and alternations to this statement as may be required from time to time without any prior approval. MOFSL, its associates, their directors and the employees may from time to time, effect or have effected an own account transaction in, or deal as principal or agent in or for the securities mentioned in this document. They may perform or seek to perform investment banking or other services for, or solicit investment banking or other business from, any company referred to in this report. Each of these entities functions as a separate, distinct and independent of each other. The recipient should take this into account before interpreting the document. This report has been prepared on the basis of information that is already available in publicly accessible media or developed through analysis of MOFSL. The views expressed are those of the analyst, and the Company may or may not subscribe to all the views expressed therein. This document is being supplied to you solely for your information and may not be reproduced, redistributed or passed on, directly or indirectly, to any other person or published, copied, in whole or in part, for any purpose. This report is not directed or intended for distribution to, or use by, any person or entity who is a citizen or resident of or located in any locality, state, country or other jurisdiction, where such distribution, publication, availability or use would be contrary to law, regulation or which would subject MOFSL to any registration or licensing requirement within such jurisdiction. The securities described herein may or may not be eligible for sale in all jurisdictions or to certain category of investors. Persons in whose possession this document may come are required to inform themselves of and to observe such restriction. Neither the Firm, not its directors, employees, agents or representatives shall be liable for any damages whether direct or indirect, incidental, special or consequential including lost revenue or lost profits that may arise from or in connection with the use of the information. The person accessing this information specifically agrees to exempt MOFSL or any of its affiliates or employees from, any and all responsibility/liability arising from such misuse and agrees not to hold MOFSL or any of its affiliates or employees responsible for any such misuse and further agrees to hold MOFSL or any of its affiliates or employees free and harmless from all losses, costs, damages, expenses that may be suffered by the person accessing this information due to any errors and delays.

This report is meant for the clients of Motilal Oswal only.

Investment in securities market are subject to market risks. Read all the related documents carefully before investing.

Registration granted by SEBI and certification from NISM in no way guarantee performance of the intermediary or provide any assurance of returns to investors.

Registered Office Address: Motilal Oswal Tower, Rahimtullah Sayani Road, Opposite Parel ST Depot, Prabhadevi, Mumbai-400025; Tel No.: 022 - 71934200 / 71934263; www.motilaloswal.com.

Correspondence Address: Palm Spring Centre, 2nd Floor, Palm Court Complex, New Link Road, Malad (West), Mumbai- 400 064. Tel No: 022 71881000. Details of Compliance Officer: Neeraj Agarwal,

Email Id: na@motilaloswal.com, Contact No.:022-40548085.

Grievance Redressal Cell:

Contact Person	Contact No.	Email ID
Ms. Hemangi Date	022 40548000 / 022 67490600	query@motilaloswal.com
Ms. Kumud Upadhyay	022 40548082	servicehead@motilaloswal.com
Mr. Ajay Menon	022 40548083	am@motilaloswal.com

Registration details of group entities.: Motilal Oswal Financial Services Ltd. (MOFSL): INZ000158836 (BSE/NSE/MCX/NCDX); CDSL and NSDL: IN-DP-16-2015; Research Analyst: INH000000412 . AMFI: ARN : 146822. IRDA Corporate Agent – CA0579. Motilal Oswal Financial Services Ltd. is a distributor of Mutual Funds, PMS, Fixed Deposit, Insurance, Bond, NCDs and IPO products.

Customer having any query/feedback/ clarification may write to query@motilaloswal.com. In case of grievances for any of the services rendered by Motilal Oswal Financial Services Limited (MOFSL) write to grievances@motilaloswal.com, for DP to dp@grievances@motilaloswal.com.