

Key Indices Update

Indices	Close	Change (%)
Nifty	24141.95	0.55 ↗
Sensex	79476.19	0.56 ↗
Midcap	56292.50	1.00 ↗
Smallcap	18593.65	1.51 ↗

Trend Strength Indicator

Nifty 50 Stocks above 200 EMA	NSE Advance / Decline
48	1940/768

Key Data

Data	Current	Previous
Dow Jones	39,130.0	39,157.3
U.S. Dollar Index	105.88	105.61
Brent Crude (USD/BBL)	86.75	85.32
US 10Y Bond Yield (%)	4.45	4.40
India 10Y Bond Yield (%)	7.01	7.01

Sectoral Data

Sector	Close	Change (%)
BANKNIFTY	52515.20	0.33 ↗
NIFTYAUTO	25288.45	0.35 ↗
NIFTYENERG	41588.70	0.48 ↘
NIFTYFINSR	25488.05	0.95 ↗
NIFTYFMCG	57150.05	0.69 ↗
NIFTYIT	36788.15	1.74 ↗
NIFTYMEDIA	2043.70	2.58 ↗
NIFTYMETAL	9897.60	0.85 ↗
NIFTYPHARM	19732.40	0.00 ↗
NIFTYREALT	1100.15	0.42 ↘

FII F&O Data

Sector	Buy/Sell	Change in OI
Index Futures	263.90	0.57%
Index Options	-24933.25	9.70%
Stock Futures	-983.05	0.11%
Stock Options	-319.71	31.64%

FII & DII Cash Segment (₹ in cr)

Category	Amount	MTD	YTD
FII	-426	-426	-119598
DII	3917	3917	240412

Fundamental

Refer Page 02

Stock for Investment

Stock Name	Sector	*CMP (₹)	^TP (₹)	Upside
JYOTHYLAB	FMCG	451	550	21.9%

*Time horizon - 9-12 Months

*CMP as on Jul 01, 2024

Top News

- ✦ **Latent View Analytics** has acquired 70% of the fully diluted equity share capital of **Decision Point** on July 1, 2024.
- ✦ **Hero Motocorp**, world's largest manufacturer of motorcycles and scooters, sold 503,448 units of motorcycles and scooters which grew by 13.5% in June 2024.

Technical

Refer Page 03-04

- ✦ **Nifty** started the week on a positive note and gained nearly half a percent, in continuation to the prevailing uptrend.
- ✦ **Mixed trend** continued on the sectoral front wherein **IT, financials and metal** posted decent gains while **energy and realty** lost nearly half a percent.
- ✦ The **buying interest on every dips** indicates that **bulls are in control** and we expect the **prevailing tone to continue**.
- ✦ Stock of the Day – **IEX**.

Derivatives

Refer Page 05-06

- ✦ FIIs **bought** Index futures worth INR 264 cr and **sold** stock futures worth INR 983 cr.
- ✦ Both Nifty and Banknifty futures **added** 3.3% in it OI respectively.
- ✦ **Rise** in IVs seen for both the indices; Nifty @ 14.1% & Banknifty @ 17.3%.
- ✦ Shorts formed in names like **BATAINDIA, PNB, IDFC & ASHOKLEY**.
- ✦ Long formations seen in **MGL, OFSS, DEEPAKNTR & SYNGENE**.

Fundamental

Top News

01

Latent View Analytics has acquired **70%** of the **fully diluted equity share capital** of **Decision Point** on July 1, 2024. With this acquisition, the Target has become a subsidiary of the Company.

02

Hero Motocorp, world's largest manufacturer of motorcycles and scooters, sold **503,448** units of motorcycles and scooters which grew by **13.5%** in **June 2024**. This translates into a **growth of 15%** over the corresponding month (June 2023). In the domestic business the company sold **491,416** units in the month, translating into a **growth of 16%** over the corresponding month (422,757 in June 2023).

03

Cupid announced its **strategic partnership with SAP** to implement the **cutting-edge ERP system, SAP S/4HANA Cloud**. The integration of SAP S/4HANA Cloud will equip Cupid with a **comprehensive suite of integrated applications, facilitating superior real-time data processing and analysis**.

04

Tata Motors sales in the domestic & international market for **Q1 FY 2024-25** stood at **229,891** vehicles, compared to **226,245** units during **Q1 FY 2023-24**. Total CV Sales of **91,209** units, **6% YoY** and total PV Sales of **138,682** units, **-1% YoY**.

05

CRISIL Ratings has **reaffirmed its ratings** on the bank facilities of **Netweb Technologies India**, formerly known as **Netweb Technologies** at **'CRISIL A-/Stable/CRISIL A2+'**. CRISIL Ratings believes NTIL will continue to benefit from the extensive experience of its promoters and established relationships with clients.

Stock for Investment

Jyothy Labs Ltd.

Stock Symbol	JYOTHYLAB
Sector	FMCG
*CMP (₹)	451
^Target Price (₹)	550
Upside	21.9%

- ✦ **Jyothy Labs** has different product categories such as **Fabric care, Dishwashing, Household Insecticides and Personal care**.
- ✦ During **Q4FY24**, it reported **revenue growth of 7% YoY** which was led by **volume growth of 7% YoY** as all segments performed well on a YoY basis. Its **gross margin and PAT margin improved by 378bps/158bps YoY** which was led by **decline in raw material prices from peak levels**.
- ✦ **Management plan** is to gain **double digit growth and growth** driven by volumes and also focus remain on liquid products in soaps & detergents. Also maintain its **margin guidance at 16-17%**
- ✦ Going forward, the **management strategy** is to drive **volume led growth**, invest behind **brand building & innovative products**, focus on **distribution reach** and expand **direct reach** as well as invest in **digital space**.
- ✦ Financially, we expect **revenue/EBITDA/PAT to grow at 14.5%/17.3%/16.9% CAGR over FY24-26E** and have a **Buy** rating with a **target price of Rs 550**.

*CMP as on Jul 02, 2024

*Time horizon - 9-12 Months

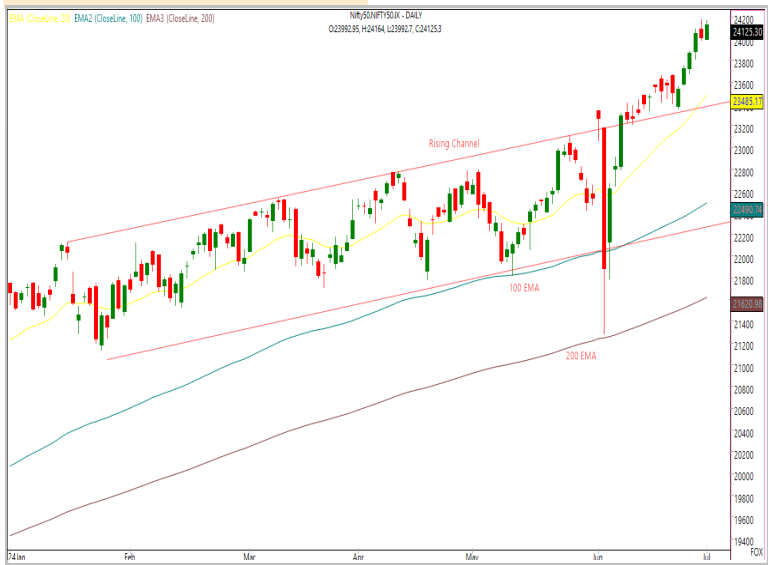
Technicals

Seeing buying on every dip. Trail stop losses on rise.

NIFTY
24141.95 ▲ 131.35 (0.55%)

S1	S2	R1	R2
24000	23850	24200	24300

Technical Chart : Daily

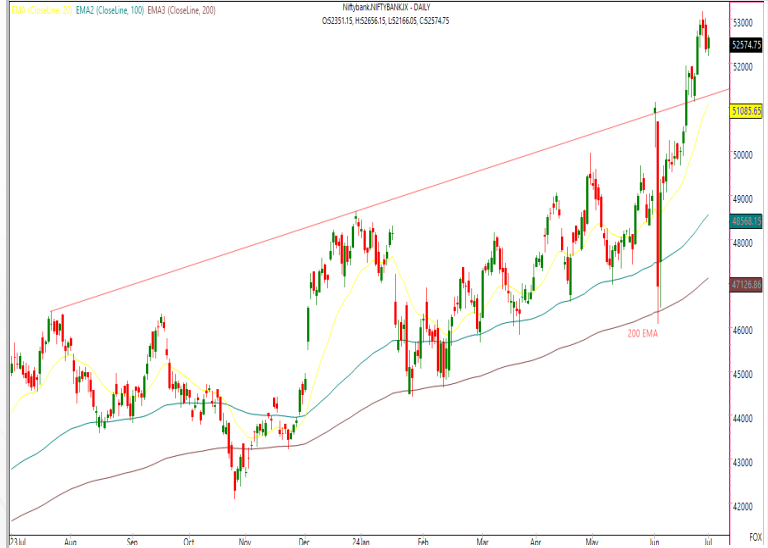


- ✦ Nifty started the week on a positive note and gained nearly half a percent, in continuation to the prevailing uptrend.
- ✦ Mixed trend continued on the sectoral front wherein IT, financials and metal posted decent gains while energy and realty lost nearly half a percent.
- ✦ The buying interest on every dips indicates that bulls are in control and we expect the prevailing tone to continue.
- ✦ Traders should focus more on sector/theme selection citing their rotational participation and utilize pause or dip to add fresh.

BANKNIFTY
52574.75 ▲ 232.50 (0.44%)

S1	S2	R1	R2
52100	51700	52900	53200

Technical Chart : Daily



- ✦ After an initial uptick, Banking index turned lackluster trading in a range and finally settled marginally higher.
- ✦ Mixed trend continued among the banking majors. Wherein HDFC Bank, Kotak Bank performed well. While SBIN and Indusind Bank closed lower.
- ✦ Indicators are in favor, consolidation to continue but tone remains positive.
- ✦ Traders should align their trades accordingly and focus on stock selection and risk management.

Technicals

Stock of the day

IEX

Recom.

BUY

CMP (₹)

189.34

Range*

188-190

SL

183

Target

200

Technical Chart : Weekly



- ✦ IEX ended its multi-month corrective phase after registering a decisive breakout from the consolidation range.
- ✦ The breakout was seen with a strong surge in volumes and a bullish candlestick, indicating a bullish bias.
- ✦ The stock has formed a fresh buying pivot holding above its short-term moving average, suggesting a bullish tone to continue.
- ✦ Traders can consider fresh longs in the mentioned range.

Momentum Stocks
Midcap

Name	Price	Price %
GODREJAGRO	750.75	11.17 ↗
SHARDACROP	495.45	10.96 ↗
CHOLAHLDNG	1609.30	10.72 ↗
HOMEFIRST	1126.30	8.77 ↗
CASTROLIND	216.98	8.16 ↗

Name	Price	Price %
ACC	2749.60	4.98 ↗
PVRINOX	1497.80	4.94 ↗
IEX	189.34	4.87 ↗
RECLTD	550.65	4.81 ↗
AMBUJACEM	695.00	3.69 ↗

Range Breakout

Top 5 F&O Gainers ↗

Name	Price	Price %
MGL	1746.80	9.39 ↗
PERSISTENT	4496.15	6.01 ↗
ACC	2749.60	4.98 ↗
PVRINOX	1497.80	4.94 ↗
L&TFH	190.10	4.93 ↗

Name	Price	Price %
INDIACEM	283.00	3.60 ↘
NTPC	369.75	2.27 ↘
VOLTAS	1444.25	1.90 ↘
IDFC	120.13	1.66 ↘
INDHOTEL	614.80	1.64 ↘

Top 5 F&O Losers ↘

Bullish Charts

Name	Price	Price %
BSOFT	717.60	3.95 ↗
IEX	189.34	4.87 ↗
L&TFH	190.10	4.93 ↗
RECLTD	550.65	4.81 ↗
SUNTV	778.15	3.45 ↗

Name	Price	Price %
BATAINDIA	1496.15	1.16 ↘
MCX	3900.95	0.58 ↘
PEL	922.90	0.44 ↘
SBICARD	723.00	0.22 ↘
VOLTAS	1444.25	1.90 ↘

Bearish Charts

Derivatives

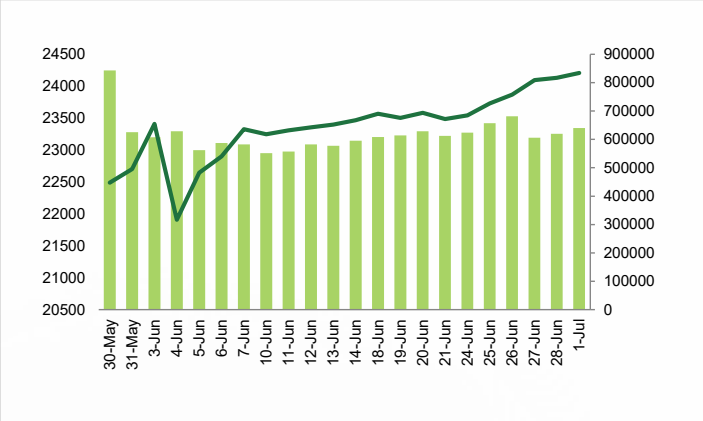
Stay Positively Biased keeping Stock Specific Approach.

Nifty

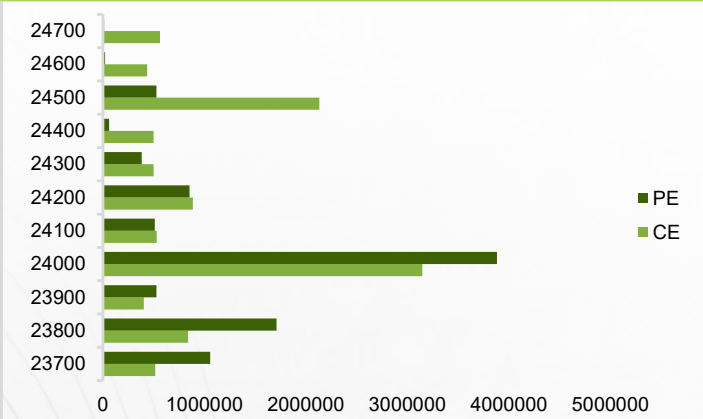
Nifty	24206.25
OI (In contracts)	639901
CHANGE IN OI (%)	3.30
PRICE CHANGE (%)	0.30
IMPLICATION	LONG BUILDUP

- ✦ Nifty futures closed above the VWAP of 24,167 with OI addition of 3.3%. Rise in IV was seen now at 14.1% and PCR – OI at 1.21.
- ✦ After a day of pause, the index resumed its upward move and settled gaining nearly half a percent. Meanwhile 3.3% OI addition was seen in its futures. The upmove was contributed by almost all the sectors barring realty. Stay positively biased and maintain the same approach of buying at dips. Any dip towards the **23900-800 zone should be used as a buying opportunity.**

NIFTY (CLOSE VS OI)



NIFTY OPTION CHAIN

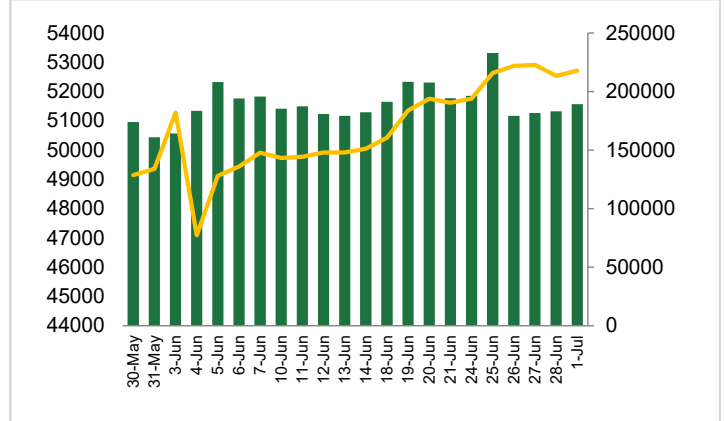


Banknifty

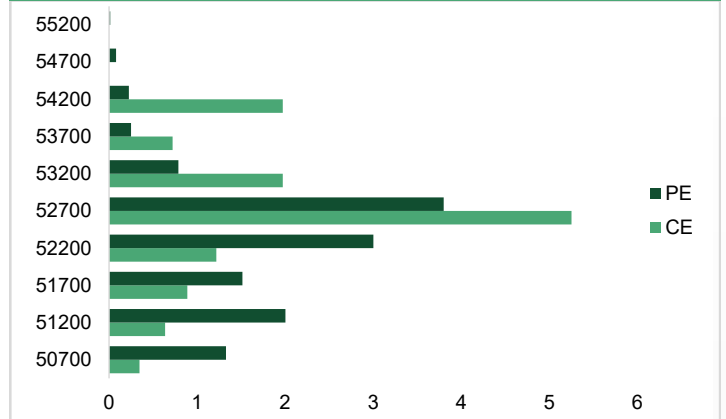
Banknifty	52709.10
OI (In lakhs)	189122
CHANGE IN OI (%)	3.30
PRICE CHANGE (%)	0.30
IMPLICATION	LONG BUILDUP

- ✦ Banknifty futures closed above the VWAP of 52622 with OI addition of 3.3%. Rise in IV was seen now at 17.3% and PCR – OI at 0.91.
- ✦ After some profit-taking at higher levels, the index regained its upward momentum. A mixed participation was seen from the banking majors wherein HDFCBANK & ICICIBANK contributed the most whereas IDFCFIRST, SBIN & BANKBARODA were among the top losers. Moving forward, we maintain a positive outlook on the index and recommend focusing on major private banks. Any fall towards **52000-52200 levels should be used for BUYING THE DIPS.**

BANKNIFTY (CLOSE VS OI)



BANKNIFTY OPTION CHAIN



Derivatives

Long Buildup

Symbol	Price	Price %	OI	OI %
MGL	1692.55	6.9	5871	51.0
OFSS	10263.15	3.1	16841	20.1
SYNGENE	715.95	0.2	5471	17.2
DEEPAKNTR	2637.9	4.7	6771	11.0
HEROMOTOCO	5641.7	0.4	28603	10.9

Short Buildup

Symbol	Price	Price %	OI	OI %
BATAINDIA	1506.55	-1.1	9912	11.1
PNB	123.3	-0.7	27087	7.5
IDFC	121.05	-1.6	21678	7.2
ASHOKLEY	240.35	-1.3	15549	6.3
ZYDUSLIFE	1074.95	-0.6	14691	5.4

Nifty 50

Symbol	Price	Price %	OI	OI %
ADANIEN	3205.6	0.2	54181	1.6
ADANIPTS	1484.3	-0.3	73002	0.0
APOLLOHOSP	6182.9	-0.7	16655	3.6
ASIANPAINT	2944.4	0.6	60502	1.5
AXISBANK	1265.3	-0.6	67956	-1.9
BAJAJ-AUTO	9594.8	0.3	28458	3.5
BAJAJFINSV	1590.7	-0.3	26153	5.1
BAJFINANCE	7315.9	2.1	65917	0.9
BHARTIARTL	1462.5	0.7	98176	-0.1
BPCL	306.6	0.5	35907	-1.2
BRITANNIA	5513.5	0.3	13206	2.3
CIPLA	1489.0	-0.1	16314	3.8
COALINDIA	477.9	0.4	28297	1.2
DIVISLAB	4626.6	0.1	10839	0.4
DRREDDY	6349.3	-0.5	22423	1.8
EICHERMOT	4667.2	-0.6	19240	2.8
GRASIM	2736.3	2.1	31638	-2.2
HCLTECH	1463.7	0.8	56259	2.1
HDFCBANK	1713.7	1.1	251729	0.9
HDFCLIFE	603.2	0.9	32366	0.3
HEROMOTOCO	5641.7	0.4	28603	10.9
HINDALCO	695.1	-0.2	28728	1.2
HINDUNILVR	2515.2	1.2	58212	-4.0
ICICIBANK	1214.1	0.6	118142	0.3
INDUSINDBK	1463.6	-0.5	56233	4.5

Stock Dynamics

- ✦ **OFSS** ended its prolonged period of consolidation with rise in OI of 20.1%. Continue to hold longs with stop at 9900.
- ✦ **IDFC** saw a sharp price cut in price with rise in OI of 7.2%. Avoid fresh longs as of now; wait for the stock to stabilize.
- ✦ **DEEPAKNTR** witnessed a sharp rise in the price with OI addition of 11%. Maintain long positions with stop at 2580.
- ✦ **BATAINDIA** saw some profit taking after a sharp surge in price with OI buildup of 11.1%. The stock has an immediate support at 1475.
- ✦ **MGL** saw a sharp rise in its price with massive OI addition of 51%. Ride the trend with stop at 1700.
- ✦ **PNB** traded on a flattish note with OI addition of 7.5%. For fresh longs wait for the stock to close above 128 levels.

Symbol	Price	Price %	OI	OI %
INFY	1592.4	1.2	123951	0.2
ITC	431.8	0.9	70098	1.6
JSWSTEEL	942.9	1.3	24120	2.0
KOTAKBANK	1820.2	0.3	85880	3.4
LT	3550.9	-0.6	115464	3.6
LTIM	5472.8	1.2	23863	-3.0
M&M	2867.7	0.1	40474	1.1
MARUTI	12191.8	0.6	72252	10.4
NESTLEIND	2571.7	0.5	30079	2.3
NTPC	371.7	-2.4	62848	3.5
ONGC	274.9	-0.5	39301	2.2
POWERGRID	330.8	-0.7	18541	1.4
RELIANCE	3131.8	-0.6	143302	-1.8
SBILIFE	1511.5	0.9	25723	0.4
SBIN	847.9	-0.8	124755	3.7
SUNPHARMA	1521.0	-0.3	49191	0.4
TATACONSUM	1099.0	-0.3	26409	0.1
TATAMOTORS	1005.8	1.3	121118	-1.1
TATASTEEL	175.3	0.0	39806	2.2
TCS	3983.0	1.6	102764	0.3
TECHM	1477.8	2.6	26794	0.0
TITAN	3445.8	0.6	47660	1.8
ULTRACEMCO	11850.5	2.2	24166	4.4
UPL	577.4	0.8	27628	0.2
WIPRO	530.0	2.5	41011	-2.0

Research Team

Name	Email ID
<i>Ajit Mishra</i>	<i>ajit.mishra@religare.com</i>
<i>Gaurav Arora</i>	<i>gaurav.arora3@religare.com</i>
<i>Abhijeet Banerjee</i>	<i>abhijeet.banerjee@religare.com</i>
<i>Gaurav Sharma</i>	<i>gauravsharma2@religare.com</i>
<i>Rohan Shah</i>	<i>rohan.shah@religare.com</i>
<i>Ashwani Harit</i>	<i>ashwani.harit@religare.com</i>
<i>Divya Parmar</i>	<i>divya.parmar@religare.com</i>

Disclaimer

Before you use this research report, please ensure to go through the disclosure inter-alia as required under Securities and Exchange Board of India (Research Analysts) Regulations, 2014 and Research Disclaimer at the following link: <https://www.religareonline.com/disclaimer>

Specific analyst(s) specific disclosure(s) inter-alia as required under Securities and Exchange Board of India (Research Analysts) Regulations, 2014 is/are as under:

Statements on ownership and material conflicts of interest, compensation– Research Analyst (RA) [Please note that only in case of multiple RAs, if in the event answers differ inter-se between the RAs, then RA specific answer with respect to questions under F(a) to F(j) below, are given separately]:

S. No.	Statement	Answer	
		Yes	No
	I/we or any of my/our relative has any financial interest in the subject company? [if answer is yes, nature of Interest is given below this table]		No
	I/we or any of my/our relatives, have actual/beneficial ownership of one percent. or more securities of the subject company, at the end of the month immediately preceding the date of publication of the research report or date of the public appearance?		No
	I/we or any of my/our relative, has any other material conflict of interest at the time of publication of the research report or at the time of public appearance?		No
	I/we have received any compensation from the subject company in the past twelve months?		No
	I/we have managed or co-managed public offering of securities for the subject company in the past twelve months?		No
	I/we have received any compensation for brokerage services from the subject company in the past twelve months?		No
	I/we have received any compensation for products or services other than brokerage services from the subject company in the past twelve months?		No
	I/we have received any compensation or other benefits from the subject company or third party in connection with the research report?		No
	I/we have served as an officer, director or employee of the subject company?		No
	I/we have been engaged in market making activity for the subject company?		No

Nature of Interest if answer to F(a) above is Yes:

..... Name(s) with Signature(s) of RA(s).

[Please note that only in case of multiple RAs and if the answers differ inter-se between the RAs, then RA specific answer with respect to questions under F(a) to F(j) above, are

SS. No.	Name(s) of RA.	Signatures of RA	Serial Question of question which the signing RA needs to make a separate declaration / answer	Yes	No

given below]

Copyright in this document vests exclusively with RBL. This information should not be reproduced or redistributed or passed on directly or indirectly in any form to any other person or published, copied, in whole or in part, for any purpose, without prior written permission from RBL. We do not guarantee the integrity of any emails or attached files

No representations are being made about the performance or activities unless accompanied by data regarding performance, disclosures of all