



Solid Research
Solid Relationships

Fundamental Outlook

Global Market Setup



- Wall Street's closed at a **record high** as revived hopes for a September rate cut pushed Treasury yields lower and tech stocks higher after Federal Reserve Chair Jerome Powell signaled the Fed was open to cutting interest rates as soon as next month.
- **Dow Jones and Nasdaq closed higher with a gain of 2% and S&P 500 gained by 1.6%.**
- **European markets** ended the day **on a flattish note.**
- Dow futures is currently trading flat
- **Asian markets** are mostly trading **the day on a positive note with gain of ~1%**

Global Cues: Positive

Indian Market Setup



- Nifty ended 0.85% lower at 24,070, snapping its six-day winning streak as investors turned cautious ahead of Federal Reserve Chair Jerome Powell's policy remarks at the Jackson Hole symposium.
- **Nifty50 ended 213 points down at 24,870 (-0.85%).**
- **Nifty Midcap100 and Smallcap was down by 0.1% and 0.2% respectively.**
- **FII's: -₹1,623cr; DII's: -₹329cr**
- **GIFT Nifty is trading 78 points higher (0.3%)**

Domestic Cues: Flat to positive

Stocks in News



The central government has given clearance to the Ministry of Defence and **Mazagon Dock** to begin negotiations to buy six submarines to be built in India with German support under "Project 75 India." The negotiations for the project, valued at nearly ₹70,000 crore, are likely to begin soon.

View: Positive

Brigade Enterprises has leased a seven-acre site on Chennai's Old Mahabalipuram Road to build a mixed-use project featuring over 1 million sq ft of grade-A office space and a 225-key 5-star hotel. The company has also announced a new residential project in Bengaluru with an estimated revenue potential of ₹950 crore.

View: Positive

DIPAM has informed that the SEBI has approved the reclassification of LIC as a public shareholder of the bank paving the way for the divestment of **IDBI bank**.

View: Positive

Fundamental Actionable Idea



25-Aug-25

KPIT Technologies

CMP INR1,197, TP INR1,600, 34% Upside, Buy, MTF Stock

- KPIT is a pure-play automotive ER&D specialist, helping global OEMs accelerate their shift toward SDVs. With deep expertise in embedded software, architecture consulting, and middleware integration, KPIT has formed strategic partnerships with notable OEMs.
- Revenue grew from USD304m in FY20 to USD691m in FY25 (~18% CAGR) and is projected to reach USD1b by FY28E, posting ~15% CAGR over FY25-28E. This growth is driven by rising software complexity, accelerating SDV adoption, and vendor consolidation trends among OEMs. We believe that a turnaround in the automotive investment cycle could lead to an upside to these numbers.
- This should also help margins expand: we expect EBIT margins to expand from 17.1% in FY25 to 19.0% in FY28E. We initiate coverage with a BUY rating and a TP of INR1,600, valuing KPIT at 40x FY27E EPS, which implies a PEG of ~2x on a ~19% EPS CAGR over FY25-28E. We believe KPIT is among the best-positioned players to benefit from the long-term automotive software opportunity.

View: Buy

Fundamental Actionable Idea



25-Aug-25

Godrej Properties

CMP INR2053, TP INR2843, 39% Upside, Buy, MTF Stock

- Godrej Properties sells homes worth over INR 1,000 Crore at the launch of its project Godrej Regal Pavilion in Hyderabad.
- GPL achieved a 50% CAGR in presales during FY21-24. In FY25, GPL exceeded its full-year pre-sales guidance by 9% to INR294b, up 31% YoY. This demonstrates the company's strong pipeline and its ability to consistently deliver high sales performance across its portfolio.
- Despite the higher base from previous years, GPL will sustain 9% volume growth over the medium term. With a project pipeline of ~100-110msf set to generate cumulative presales of INR660-700b during FY26-27, the company is poised for continued success.
- We believe GPL will continue to surprise on growth, cash flows, and margins, given its strong pipeline and healthy realizations, which have been key concerns for investors.

View: Buy

Fundamental Actionable Idea



25-Aug-25

Nippon Life India Asset Management

CMP INR865, TP INR930, 8% Upside, Buy, **MTF Stock**

- AMFI is collaborating with India Post to train one lakh postmen as mutual fund distributors, aiming to double the investor base. The initiative will initially focus on Bihar, Andhra Pradesh, Odisha, and Meghalaya, targeting 20,000 new distributors in the first year. This expansion seeks to increase mutual fund penetration in smaller towns and rural areas, leveraging India Post's extensive network.
- Nippon Life India AMC (NAM) ranks among the top 10 AMCs, demonstrating the fastest QAAUM growth with a 27% YoY increase to INR6.1t as of Jun'25. This growth has boosted its overall market share to 8.5%, marking a rise of 23bp QoQ (the highest since Jun'19). The performance was supported by consistent net inflows, strong SIP traction, and a healthy equity mix (46.9% as of Jun'25).
- NAM is strategically scaling its Specialized Investment Fund (SIF) platform as a high-potential, standalone business focused on differentiated, alpha-generating strategies. Backed by a dedicated team and strong management commitment, the SIF vertical is being positioned as a key long-term growth engine.

View: Buy

Focus Investment Ideas



All Stocks Available in MTF

Duration : 1 Year Horizon

Stock Name	Rating	CMP (Rs)	Target (Rs)	Upside (%)
Amber Enterprise	Buy	7,259	9,000	24%
ICICI Bank	Buy	1,435	1,670	16%
Ultratech Cement	Buy	12,605	14,600	16%
Lemon Tree Hotels	Buy	168	185	10%
Vishal Mega Mart	Buy	150	165	10%

Technical Outlook

Nifty Technical Outlook



25-Aug-25

NIFTY (CMP : 24870) Nifty immediate support is at 24700 then 24600 zones while resistance at 25150 then 25250 zones. . Now it has to cross and hold above 25000 zones for an up move towards 25150 then 25250 zones while supports have shifted lower to 24700 then 24600 zones.

1-Nifty50 - 22/08/25



Investment in securities market are subject to market risks, read all the related documents carefully before investing.

Bank Nifty Technical Outlook



25-Aug-25

BANK NIFTY (CMP : 55149) Bank Nifty support is at 55000 then 54500 zones while resistance at 55555 then 56750 zones. Now till it holds below 55555 zones some weakness could be seen towards 55000 then 54500 levels while on the upside hurdle is seen at 55555 then 55750 zones.

1-Niftybank - 22/08/25



Investment in securities market are subject to market risks, read all the related documents carefully before investing.

Sectoral Performance



Technical
Outlook

**motilal
oswal**

Wealth Management

25-Aug-25

	Closing	% Change							
Indices	22-Aug	1-day		2-days		3-days		5-days	
NIFTY 50	24870	<div></div>	-0.85%	<div></div>	-0.72%	<div></div>	-0.44%	<div></div>	0.97%
NIFTY BANK	55149	<div></div>	-1.09%	<div></div>	-0.99%	<div></div>	-1.28%	<div></div>	-0.35%
NIFTY MIDCAP 100	57630	<div></div>	-0.14%	<div></div>	-0.52%	<div></div>	-0.06%	<div></div>	1.99%
NIFTY SMALLCAP 250	17050	<div></div>	-0.16%	<div></div>	-0.08%	<div></div>	0.26%	<div></div>	2.36%
NIFTY FINANCIAL SERVICES	26317	<div></div>	-0.96%	<div></div>	-0.64%	<div></div>	-1.04%	<div></div>	-0.06%
NIFTY PRIVATE BANK	26692	<div></div>	-1.06%	<div></div>	-0.92%	<div></div>	-1.28%	<div></div>	0.14%
NIFTY PSU BANK	6998	<div></div>	-1.12%	<div></div>	-1.48%	<div></div>	-1.75%	<div></div>	-0.39%
NIFTY IT	35441	<div></div>	-0.79%	<div></div>	-0.70%	<div></div>	1.97%	<div></div>	1.74%
NIFTY FMCG	55737	<div></div>	-1.00%	<div></div>	-1.64%	<div></div>	-0.27%	<div></div>	1.98%
NIFTY OIL & GAS	11126	<div></div>	-0.83%	<div></div>	-0.54%	<div></div>	-0.66%	<div></div>	1.17%
▶ NIFTY PHARMA	22265	<div></div>	0.39%	<div></div>	1.35%	<div></div>	0.90%	<div></div>	0.51%
NIFTY AUTO	25329	<div></div>	-0.19%	<div></div>	-0.55%	<div></div>	-0.50%	<div></div>	5.02%
NIFTY METAL	9375	<div></div>	-1.25%	<div></div>	-1.29%	<div></div>	-0.87%	<div></div>	1.73%
NIFTY REALTY	910	<div></div>	-0.84%	<div></div>	-0.46%	<div></div>	0.59%	<div></div>	3.45%
NIFTY INDIA DEFENCE	7718	<div></div>	0.29%	<div></div>	0.50%	<div></div>	-0.22%	<div></div>	-1.11%
NIFTY CPSE	6281	<div></div>	-0.43%	<div></div>	-1.06%	<div></div>	-0.99%	<div></div>	-1.31%

Investment in securities market are subject to market risks, read all the related documents carefully before investing.

TORNTPHARM

(Mcap ₹ 1,24,722 Cr.)

F&O Stock, MTF Stock

- Retested breakout from support zones.
- Strong bullish candle.
- Respecting 20 DEMA zones.
- Rising volumes visible.
- RSI momentum indicator positively placed.
- We recommend to buy the stock at CMP ₹3685 with a SL of ₹3565 and a TGT of ₹3950.



Stocks On Radar

25-Aug-25

CGPOWER

(CMP: 680, Mcap ₹ 1,07,049 Cr.)

F&O Stock, MTF Stock

- Falling supply trendline breakout above 690.
- Respecting 200 DEMA support zones.
- Surge in volumes visible.
- RSI indicator rising.
- Immediate support at 646.

ZYDUSLIFE

(CMP: 989, Mcap ₹ 99,496 Cr.)

F&O Stock, MTF Stock

- Consolidation breakout above 1003.
- Bounce up from 200 DEMA
- High volumes on up moves.
- RSI momentum indicator rising.
- Immediate support at 940.



Derivative Outlook

Nifty : Option Data



25-Aug-25

- Maximum Call OI is at 25000 then 25100 strike while Maximum Put OI is at 25000 then 24900 strike.
- Call writing is seen at 25000 then 24900 strike while Put writing is seen at 24900 then 24850 strike.
- Option data suggests a broader trading range in between 24400 to 25400 zones while an immediate range between 24600 to 25100 levels.

Nifty 50 OI Chart(28 Aug 2025)



Investment in securities market are subject to market risks, read all the related documents carefully before investing.

Option - Buying side strategy




Index	Single Leg Buying	Multi Leg Strategy
Nifty (Monthly)	24850 PE till it holds below 25000	Bear Put Spread (Buy 24850 PE and Sell 24700 PE) at net premium cost of 45-50 points
Sensex (Monthly)	81200 PE till it holds below 81500	Bear Put Spread (Buy 81200 PE and Sell 81000 PE) at net premium cost of 60-70 points
Bank Nifty (Monthly)	55500 PE till it holds below 55555	Bear Put Spread (Buy 55000 PE and Sell 54600 PE) at net premium cost of 100-120 points

Option - Selling side strategy



25-Aug-25

Index	Writing
Nifty (Monthly)	24300 PE & 25350 CE
Sensex (Monthly)	79700 PE & 83200 CE
Bank Nifty (Monthly)	54200 PE & 56300 CE

Weekly Option Range for Option Writers based on Different Confidence Band								
Date		25-Aug-25	Weekly Expiry		28-Aug-25	Days to weekly expiry		3
								
Nifty		24870	India VIX		11.7			
Confidence Band	Probability	% Away From Spot	Range				Total Premium (Put + Call)	Types of Trades
			Put	Premium	Call	Premium		
1.00	68%	± 1.1%	24600	30	25100	42	72	Aggressive
1.25	79%	± 1.3%	24550	23	25150	32	56	Less Aggressive
1.50	87%	± 1.5%	24500	19	25200	25	44	Neutral
1.75	92%	± 1.7%	24450	16	25250	19	35	Conservative
2.00	95%	± 1.9%	24400	13	25300	15	27	Most Conservative
Date		25-Aug-25	Monthly Expiry		28-Aug-25	Days to weekly expiry		3
Bank Nifty		55149						
Confidence Band	Probability	% Away From Spot	Range				Total Premium (Put + Call)	Types of Trades
			Put	Premium	Call	Premium		
1.00	68%	± 1.2%	54500	68	55700	123	190	Aggressive
1.25	79%	± 1.4%	54400	54	55800	100	153	Less Aggressive
1.50	87%	± 1.7%	54200	37	56000	66	104	Neutral
1.75	92%	± 1.9%	54100	32	56100	55	87	Conservative
2.00	95%	± 2.3%	53900	24	56300	37	62	Most Conservative
Investments in securities markets are subject to market risks. Please read all related documents carefully.								

Nifty Advance Decline & Ban update

Stocks in Ban:

RBLBANK, PGEL, TITAGARH

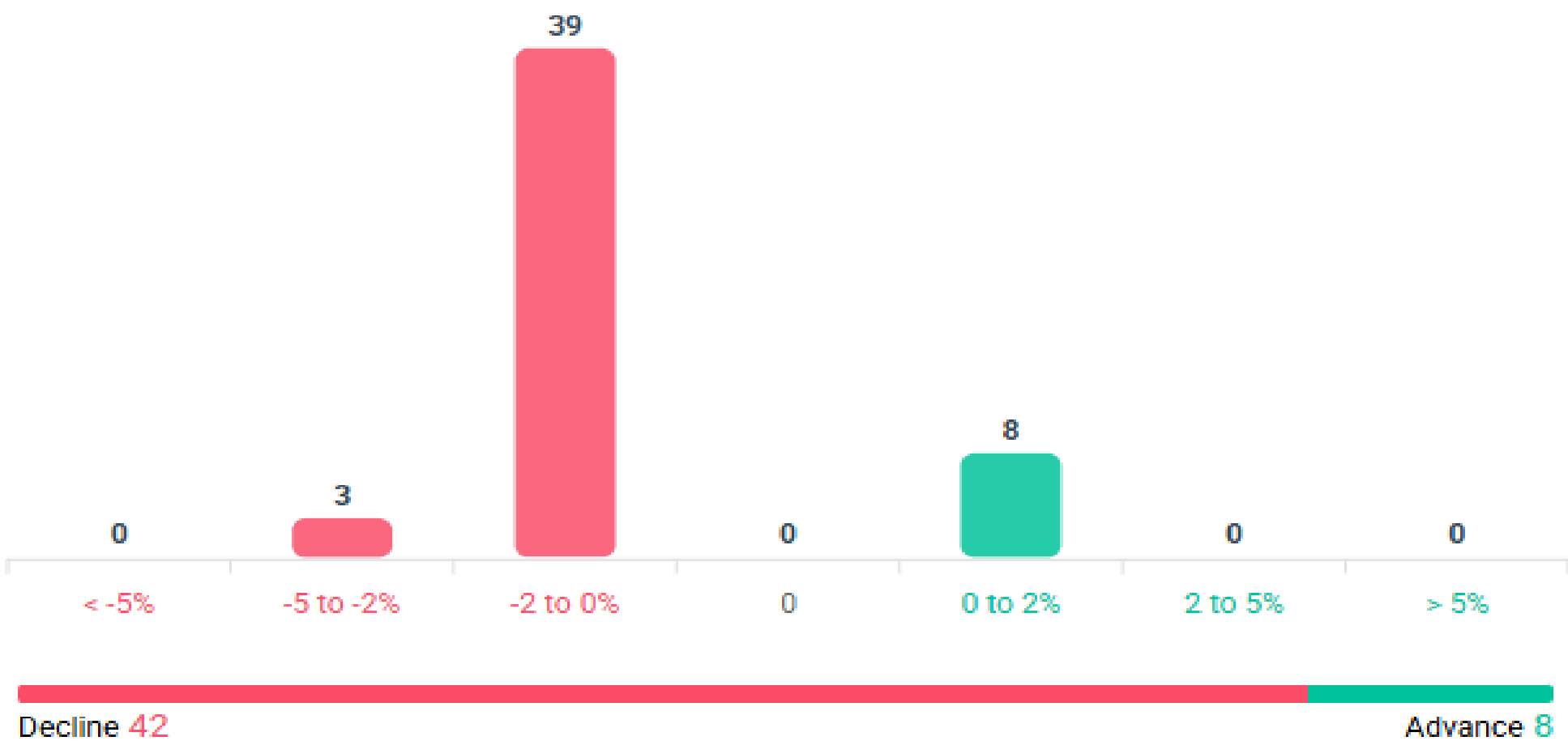
Advance & Decline

All FNO

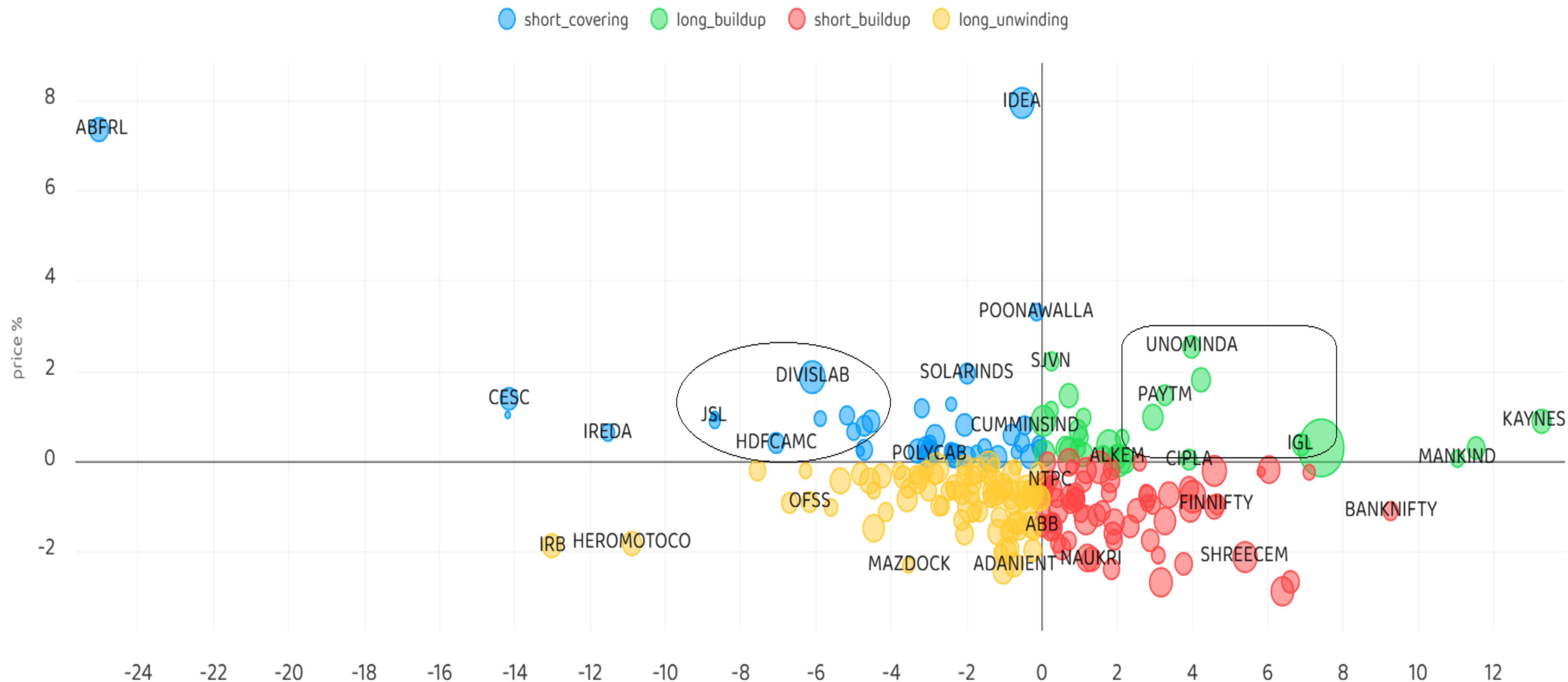
Nifty 50

Bank Nifty

Fin Nifty



Stocks : Derivatives Outlook



Investment in securities market are subject to market risks, read all the related documents carefully before investing.

Stocks : Options on radar



25-Aug-25

Stock	Call Strike	Trade	Buying Range	SL	TGT	Logic
M&M	3400 CE	Buy	24-25	14	45	Short Covering
COFORGE	1740 CE	Buy	25-26	19	38	Short Covering
CUMMINSIND	3900 CE	Buy	49-50	39	70	Short Covering

Stock	Put Strike	Trade	Buying Range	SL	TGT	Logic
HCLTECH	1460 PE	Buy	12-13	6	25	Short Built up
BHARATFORG	1140 PE	Buy	25-26	20	36	Short Built up

Investment in securities market are subject to market risks, read all the related documents carefully before investing.

Quant Outlook

Siddhartha Khemka
Head – Retail Research

Chandan Taparia, CMT, CFTE
Head – Derivatives & Technical Analyst

Neil Jha
Head – Quant

Disclosures:
The following Disclosures are being made in compliance with the SEBI Research Analyst Regulations 2014 (herein after referred to as the Regulations).

Motilal Oswal Financial Services Ltd. (MOFSL) is a SEBI Registered Research Analyst having registration no. INH000000412 and BSE enlistment no. 5028. MOFSL, the Research Entity (RE) as defined in the Regulations, is engaged in the business of providing Stock broking services, Depository participant services & distribution of various financial products. MOFSL is a listed public company, the details in respect of which are available on www.motilaloswal.com. MOFSL is registered with the Securities & Exchange Board of India (SEBI) and is a registered Trading Member with National Stock Exchange of India Ltd. (NSE) and Bombay Stock Exchange Limited (BSE), Multi Commodity Exchange of India Limited (MCX) and National Commodity & Derivatives Exchange Limited (NCDEX) for its stock broking activities & is Depository participant with Central Depository Services Limited (CDSL) National Securities Depository Limited (NSDL),NERL, COMRIS and CCRL and is member of Association of Mutual Funds of India (AMFI) for distribution of financial products and Insurance Regulatory & Development Authority of India (IRDA) as Corporate Agent for insurance products and is a member of Association of Portfolio Managers in India (APMI) for distribution of PMS products. Details of associate entities of Motilal Oswal Financial Services Ltd. are available on the website at <http://onlinereports.motilaloswal.com/Dormant/documents/Associate%20Details.pdf>

Details of pending Enquiry Proceedings of Motilal Oswal Financial Services Limited are available on the website at <https://galaxy.motilaloswal.com/ResearchAnalyst/PublishViewLitigation.aspx>

MOFSL, it’s associates, Research Analyst or their relatives may have any financial interest in the subject company. MOFSL and/or its associates and/or Research Analyst or their relatives may have actual beneficial ownership of 1% or more securities in the subject company at the end of the month immediately preceding the date of publication of the Research Report or date of the public appearance. MOFSL and its associate company(ies), their directors and Research Analyst and their relatives may have any other potential conflict of interests at the time of publication of the research report or at the time of public appearance, however the same shall have no bearing whatsoever on the specific recommendations made by the analyst(s), as the recommendations made by the analyst(s) are completely independent of the views of the associates of MOFSL even though there might exist an inherent conflict of interest in some of the stocks mentioned in the research report..

- In the past 12 months, MOFSL or any of its associates may have:
- a) Received any compensation/other benefits from the subject company of this report.
 - b) Managed or co-managed public offering of securities from subject company of this research report.
 - c) Received compensation for investment banking or merchant banking or brokerage services from subject company of this research report.
 - d) Received compensation for products or services other than investment banking or merchant banking or brokerage services from the subject company of this research report.

- MOFSL and it’s associates have not received any compensation or other benefits from the subject company or third party in connection with the research report.
- Subject Company may have been a client of MOFSL or its associates during twelve months preceding the date of distribution of the research report.
 - Research Analyst may have served as director/officer/employee in the subject company.
 - MOFSL and research analyst may engage in market making activity for the subject company.

- MOFSL and its associate company(ies), and Research Analyst and their relatives from time to time may have:
- a) A long or short position in, act as principal in, and buy or sell the securities or derivatives thereof of companies mentioned herein.
 - b) Be engaged in any other transaction involving such securities and earn brokerage or other compensation or act as a market maker in the financial instruments of the company(ies) discussed herein or act as an advisor or lender/borrower to such company(ies) or may have any other potential conflict of interests with respect to any recommendation and other related information and opinions.; however the same shall have no bearing whatsoever on the specific recommendations made by the analyst(s), as the recommendations made by the analyst(s) are completely independent of the views of the associates of MOFSL even though there might exist an inherent conflict of interest in some of the stocks mentioned in the research report.

Above disclosures include beneficial holdings lying in demat account of MOFSL which are opened for proprietary investments only. While calculating beneficial holdings, It does not consider demat accounts which are opened in name of MOFSL for other purposes (i.e holding client securities, collaterals, error trades etc.). MOFSL also earns DP income from clients which are not considered in above disclosures.

To enhance transparency, MOFSL has incorporated a Disclosure of Interest Statement in this document. This should, however, not be treated as endorsement of the views expressed in the report. MOFSL and / or its affiliates do and seek to do business including investment banking with companies covered in its research reports. As a result, the recipients of this report should be aware that MOFSL may have a potential conflict of interest that may affect the objectivity of this report.

Terms & Conditions:

This report has been prepared by MOFSL and is meant for sole use by the recipient and not for circulation. The report and information contained herein is strictly confidential and may not be altered in any way, transmitted to, copied or distributed, in part or in whole, to any other person or to the media or reproduced in any form, without prior written consent of MOFSL. The report is based on the facts, figures and information that are considered true, correct, reliable and accurate. The intent of this report is not recommendatory in nature. The information is obtained from publicly available media or other sources believed to be reliable. Such information has not been independently verified and no guaranty, representation of warranty, express or implied, is made as to its accuracy, completeness or correctness. All such information and opinions are subject to change without notice. The report is prepared solely for informational purpose and does not constitute an offer document or solicitation of offer to buy or sell or subscribe for securities or other financial instruments for the clients. Though disseminated to all the customers simultaneously, not all customers may receive this report at the same time. MOFSL will not treat recipients as customers by virtue of their receiving this report.

Analyst Certification

The views expressed in this research report accurately reflect the personal views of the analyst(s) about the subject securities or issues, and no part of the compensation of the research analyst(s) was, is, or will be directly or indirectly related to the specific recommendations and views expressed by research analyst(s) in this report.

Investment in securities market are subject to market risks, read all the related documents carefully before investing.

Disclosure of Interest Statement

Analyst ownership of the stock No

A graph of daily closing prices of securities is available at www.nseindia.com, www.bseindia.com. Research Analyst views on Subject Company may vary based on Fundamental research and Technical Research. Proprietary trading desk of MOFSL or its associates maintains arm’s length distance with Research Team as all the activities are segregated from MOFSL research activity and therefore it can have an independent view with regards to subject company for which Research Team have expressed their views.

Regional Disclosures (outside India)

This report is not directed or intended for distribution to or use by any person or entity resident in a state, country or any jurisdiction, where such distribution, publication, availability or use would be contrary to law, regulation or which would subject MOFSL & its group companies to registration or licensing requirements within such jurisdictions.

For Hong Kong:

This report is distributed in Hong Kong by Motilal Oswal capital Markets (Hong Kong) Private Limited, a licensed corporation (CE AYY-301) licensed and regulated by the Hong Kong Securities and Futures Commission (SFC) pursuant to the Securities and Futures Ordinance (Chapter 571 of the Laws of Hong Kong) “SFO”. As per SEBI (Research Analyst Regulations) 2014 Motilal Oswal Financial Services Limited (SEBI Reg No. INH000000412) has an agreement with Motilal Oswal capital Markets (Hong Kong) Private Limited for distribution of research report in Hong Kong. This report is intended for distribution only to “Professional Investors” as defined in Part I of Schedule 1 to SFO. Any investment or investment activity to which this document relates is only available to professional investor and will be engaged only with professional investors.” Nothing here is an offer or solicitation of these securities, products and services in any jurisdiction where their offer or sale is not qualified or exempt from registration. The Indian Analyst(s) who compile this report is/are not located in Hong Kong & are not conducting Research Analysis in Hong Kong.

For U.S.

MOTILAL Oswal Financial Services Limited (MOFSL) is not a registered broker - dealer under the U.S. Securities Exchange Act of 1934, as amended (the "1934 act") and under applicable state laws in the United States. In addition MOFSL is not a registered investment adviser under the U.S. Investment Advisers Act of 1940, as amended (the "Advisers Act" and together with the 1934 Act, the "Acts"), and under applicable state laws in the United States. Accordingly, in the absence of specific exemption under the Acts, any brokerage and investment services provided by MOFSL, including the products and services described herein are not available to or intended for U.S. persons. This report is intended for distribution only to "Major Institutional Investors" as defined by Rule 15a-6(b)(4) of the Exchange Act and interpretations thereof by SEC (henceforth referred to as "major institutional investors"). This document must not be acted on or relied on by persons who are not major institutional investors. Any investment or investment activity to which this document relates is only available to major institutional investors and will be engaged in only with major institutional investors. In reliance on the exemption from registration provided by Rule 15a-6 of the U.S. Securities Exchange Act of 1934, as amended (the "Exchange Act") and interpretations thereof by the U.S. Securities and Exchange Commission ("SEC") in order to conduct business with Institutional Investors based in the U.S., MOFSL has entered into a chaperoning agreement with a U.S. registered broker-dealer, Motilal Oswal Securities International Private Limited. ("MOSIPL"). Any business interaction pursuant to this report will have to be executed within the provisions of this chaperoning agreement.

The Research Analysts contributing to the report may not be registered /qualified as research analyst with FINRA. Such research analyst may not be associated persons of the U.S. registered broker-dealer, MOSIPL, and therefore, may not be subject to NASD rule 2711 and NYSE Rule 472 restrictions on communication with a subject company, public appearances and trading securities held by a research analyst account.

For Singapore

In Singapore, this report is being distributed by Motilal Oswal Capital Markets (Singapore) Pte. Ltd. (“MOCMSPL”) (UEN 201129401Z), which is a holder of a capital markets services license and an exempt financial adviser in Singapore. This report is distributed solely to persons who (a) qualify as “institutional investors” as defined in section 4A(1)(c) of the Securities and Futures Act of Singapore (“SFA”) or (b) are considered "accredited investors" as defined in section 2(1) of the Financial Advisers Regulations of Singapore read with section 4A(1)(a) of the SFA. Accordingly, if a recipient is neither an “institutional investor” nor an “accredited investor”, they must immediately discontinue any use of this Report and inform MOCMSPL .

In respect of any matter arising from or in connection with the research you could contact the following representatives of MOCMSPL. In case of grievances for any of the services rendered by MOCMSPL write to grievances@motilaloswal.com.

Nainesh Rajani

Email: nainesh.rajani@motilaloswal.com

Contact: (+65) 8328 0276

Disclaimer:
This report is intended for distribution to Retail Investors.

The report and information contained herein is strictly confidential and meant solely for the selected recipient and may not be altered in any way, transmitted to, copied or distributed, in part or in whole, to any other person or to the media or reproduced in any form, without prior written consent. This report and information herein is solely for informational purpose and may not be used or considered as an offer document or solicitation of offer to buy or sell or subscribe for securities or other financial instruments. Nothing in this report constitutes investment, legal, accounting and tax advice or a representation that any investment or strategy is suitable or appropriate to your specific circumstances. The securities discussed and opinions expressed in this report may not be suitable for all investors, who must make their own investment decisions, based on their own investment objectives, financial positions and needs of specific recipient. This may not be taken in substitution for the exercise of independent judgment by any recipient. Each recipient of this document should make such investigations as it deems necessary to arrive at an independent evaluation of an investment in the securities of companies referred to in this document (including the merits and risks involved), and should consult its own advisors to determine the merits and risks of such an investment. The investment discussed or views expressed may not be suitable for all investors. Certain transactions -including those involving futures, options, another derivative products as well as non-investment grade securities - involve substantial risk and are not suitable for all investors. No representation or warranty, express or implied, is made as to the accuracy, completeness or fairness of the information and opinions contained in this document. The Disclosures of Interest Statement incorporated in this document is provided solely to enhance the transparency and should not be treated as endorsement of the views expressed in the report. This information is subject to change without any prior notice. The Company reserves the right to make modifications and alternations to this statement as may be required from time to time without any prior approval. MOFSL, its associates, their directors and the employees may from time to time, effect or have effected an own account transaction in, or deal as principal or agent in or for the securities mentioned in this document. They may perform or seek to perform investment banking or other services for, or solicit investment banking or other business from, any company referred to in this report. Each of these entities functions as a separate, distinct and independent of each other. The recipient should take this into account before interpreting the document. This report has been prepared on the basis of information that is already available in publicly accessible media or developed through analysis of MOFSL. The views expressed are those of the analyst, and the Company may or may not subscribe to all the views expressed therein. This document is being supplied to you solely for your information and may not be reproduced, redistributed or passed on, directly or indirectly, to any other person or published, copied, in whole or in part, for any purpose. This report is not directed or intended for distribution to, or use by, any person or entity who is a citizen or resident of or located in any locality, state, country or other jurisdiction, where such distribution, publication, availability or use would be contrary to law, regulation or which would subject MOFSL to any registration or licensing requirement within such jurisdiction. The securities described herein may or may not be eligible for sale in all jurisdictions or to certain category of investors. Persons in whose possession this document may come are required to inform themselves of and to observe such restriction. Neither the Firm, not its directors, employees, agents or representatives shall be liable for any damages whether direct or indirect, incidental, special or consequential including lost revenue or lost profits that may arise from or in connection with the use of the information. The person accessing this information specifically agrees to exempt MOFSL or any of its affiliates or employees from, any and all responsibility/liability arising from such misuse and agrees not to hold MOFSL or any of its affiliates or employees responsible for any such misuse and further agrees to hold MOFSL or any of its affiliates or employees free and harmless from all losses, costs, damages, expenses that may be` suffered by the person accessing this information due to any errors and delays.

This report is meant for the clients of Motilal Oswal only.

Investment in securities market are subject to market risks. Read all the related documents carefully before investing.

Registration granted by SEBI, enlistment as RA with Exchange and certification from NISM in no way guarantee performance of the intermediary or provide any assurance of returns to investors

Registered Office Address: Motilal Oswal Tower, Rahimtullah Sayani Road, Opposite Parel ST Depot, Prabhadevi, Mumbai-400025; Tel No.: 022 - 71934200 / 71934263; www.motilaloswal.com. Correspondence Address: Palm Spring Centre, 2nd Floor, Palm Court Complex, New Link Road, Malad (West), Mumbai- 400 064. Tel No: 022 71881000. Details of Compliance Officer: Neeraj Agarwal, Email Id: na@motilaloswal.com, Contact No.:022-40548085.

Grievance Redressal Cell:	
Contact Person	Contact No. Email ID
Ms. Hemangi Date	022 40548000 / 022 67490600 query@motilaloswal.com
Ms. Kumud Upadhyay	022 40548082 servicehead@motilaloswal.com
Mr. Ajay Menon	022 40548083 am@motilaloswal.com
Mr. Neeraj Agarwal	022 40548085 na@motilaloswal.com
Mr. Siddhartha Khemka	022 50362452 po.research@motilaloswal.com

Registration details of group entities.: Motilal Oswal Financial Services Ltd. (MOFSL): INZ000158836 (BSE/NSE/MCX/NCDEX); CDSL and NSDL: IN-DP-16-2015; Research Analyst: INH000000412, BSE enlistment no. 5028 . AMFI: ARN .: 146822. IRDA Corporate Agent – CA0579, APMI: APRN00233. Motilal Oswal Financial Services Ltd. is a distributor of Mutual Funds, PMS, Fixed Deposit, Insurance, Bond, NCDs and IPO products.

Customer having any query/feedback/ clarification may write to query@motilaloswal.com. In case of grievances for any of the services rendered by Motilal Oswal Financial Services Limited (MOFSL) write to grievances@motilaloswal.com, for DP to dpgrievances@motilaloswal.com.