

Monthly **Market**

Newsletter

March 2025

**Thought for the
month**

**“The distance between
dreams and reality is
called Discipline.”**

Paulo Coelho



Market Setup

- Market Outlook
- Equity Investment Ideas
- Technical & Derivatives Outlook
- Commodities Market Outlook
- Advisory Products

Benchmark Indices

Index	Jan-25	MoM(%)	YoY(%)
Sensex	73,198	-5.6%	1.0%
Nifty	22,105	-6.0%	0.6%

Economic Pulse

Key Indicators	Curr. Month	Prev. Month
IIP	3.20%	5.20%
CPI	4.31%	5.22%

Key Highlights

- Market slumps for the fifth consecutive month
- FII sold over ₹3 lakh crore since Oct'24
- India GDP growth improves to 6.2% in Q3 up from 5.6% in Q2



Siddhartha Khemka

Sr. Group Vice President
Head - Retail Research

Equity markets continued their slide for 5th consecutive month, on the back of slowdown in earnings growth, concerns over global economic growth due to the impending US tariff war, and persistent FII outflows.

Nifty fell 5.9% in Feb'25, its second steepest MoM decline since Mar'20. The sharpest being 6.2% in Oct'24. Broader market witnessed sharp selling pressure, with Nifty Midcap 100 falling -10.8% while Smallcap 100 declined -13.1%.

FIIs continued their selling spree, having sold ₹58,988 crore - albeit lower than ₹87,375 crore sold in Jan'25. Since Oct'24, FII have sold Rs.3.24 lakh crore - one of their highest selling spree in recent times. DII inflows remained strong at Rs.64,853 crore.

Nifty reported a single-digit PAT growth for the third successive quarter in 3QFY25. Earnings for the Nifty-50 rose 5% YoY (vs. our estimate of +5%). The aggregate performance was hit by global commodities (i.e. Metals and O&G). The earnings growth was driven by BFSI, Technology, Telecom, Healthcare.

India's Real GDP grew 6.2% in 3QFY25, higher than 5.6% in 2QFY25 (revised up from 5.4%), in line with the market expectations. Both private and government consumption witnessed an improvement during the quarter. Nominal GDP growth was 9.9% in 3QFY25, compared to 8.3% in 2QFY25.

In the meantime, Nifty corrected by ~16% from its peak in the last 5 months. This correction has coincided with a slowdown in earnings growth, as the Nifty-50 has managed only 4% PAT growth in 9MFY25 (following a healthy 20%+ CAGR during FY20-24). The correction also factors in some of the potential disappointments in earnings ahead, in our view.

Post this, Nifty currently trades at a 12-month forward P/E of 18.6x which is at 9% discount to its 10-year average of 20.5x. However, the valuations for midcaps and smallcaps are still expensive vis-à-vis their history as well as vs. Nifty-50. Thus, we remain biased toward large-caps. On sectoral front, we are positive on Consumption, financials, durables, mid-cap IT, Tractors, Healthcare, Industrials and travel.



Equity Investment Ideas

Shriram Finance

CMP : 626

TARGET : 700

BUY

- SHFL is well-positioned to capitalize on the recovery in vehicle finance, particularly as demand for CV and PV gains momentum.
- With a diversified portfolio, the company is set to benefit from lower borrowing costs, which will enhance NIM and profitability.
- Its strong focus on asset quality & collection efficiency suggests that it is well-prepared to navigate the evolving credit environment.
- We expect 18%/19% AUM/PAT CAGR over FY24-27 and expected RoA/RoE of 3.2%/16% in FY26.

- The summer season is expected to be a significant driver for Varun Beverages' volume growth. The recent stock price correction makes valuation attractive & risk-reward favorable.
- Management has guided double-digit volume growth in the domestic market and a much higher growth rate in international markets.
- VBL is poised to sustain its earnings growth, with 17% PAT CAGR over FY24-26 driven by increased penetration in new African markets, stable domestic growth, continued expansion in distribution and growing refrigeration in rural areas.

VBL

CMP : 482

TARGET : 680

BUY

M&M

CMP : 2,702

TARGET : 3,675

BUY

- Mahindra has gained 240bps market share in tractors, reaching a record-high 44.2% in Q3, supported by strong rural demand and successful product launches.
- The company's UV business remains strong, with a 17% YoY volume growth in Q3, driven by robust demand for key models. A healthy order backlog and upcoming launches are expected to drive momentum.
- The budget's focus on electric vehicles (EVs) supports M&M's EV initiatives, while increased agri spending & rural push could drive tractor demand. We estimate M&M to post a ~13%/16% CAGR in revenue/PAT over FY24-27E.

- Management expects double-digit revenue growth in FY25, supported by strong demand from weddings, tourism, and MICE events. ARR and occupancy remain robust.
- The company's expansion into spiritual tourism aligns with the government's push to develop 50 key tourist destinations, with IH planning over 2,800 new rooms across Ayodhya, Hampi, Vrindavan, Ujjain, Prayagraj, and Makkah in the next three to five years.
- A healthy room addition pipeline, favorable demand-supply trends, and govt support for tourism position IH well for sustained growth. We expect revenue/adj. PAT to grow 31%/26% YoY.

Indian Hotels

CMP : 741

TARGET: 960

BUY

Technical & Derivatives Outlook



- Nifty index started February where it had left in the previous month but was followed by steep selling and it fell by over 1700 points. It broke its crucial support levels and went on near 22000 marks. On the sectoral front we have witnessed selling pressure in most of the sectors barring financial space which is showing some resilience amongst such market weakness.
- Technically, index has broken its upwards sloping channel on monthly scale and formed a bearish candle for the fifth consecutive month. Nifty has formed a bearish candle indicating pressure at higher zones and unwinding required for the next fresh leg of rally. Now Nifty has to hold above 22000 zones for some bounce towards 22800 and 23500 zones with immediate support near 22000 and 21800 zones.

Derivative Strategy

NIFTY

Bear Put Butterfly spread : Mar Series

- Nifty index is in downtrend and forming lower highs – lower lows on weekly scale from last few weeks.
- Index corrected almost 1000 points in last few days and weakness likely to continue.
- Call OI is seen at 22500 then 23000 strike which is likely to act as a major hurdle
- Thus suggesting Bear Put Butterfly spread to play the downside swing

BUY 1 LOT OF 22500PE, SELL 1 LOT OF 22000PE
SELL 1 LOT OF 22000PE, BUY 1 LOT OF 21500PE

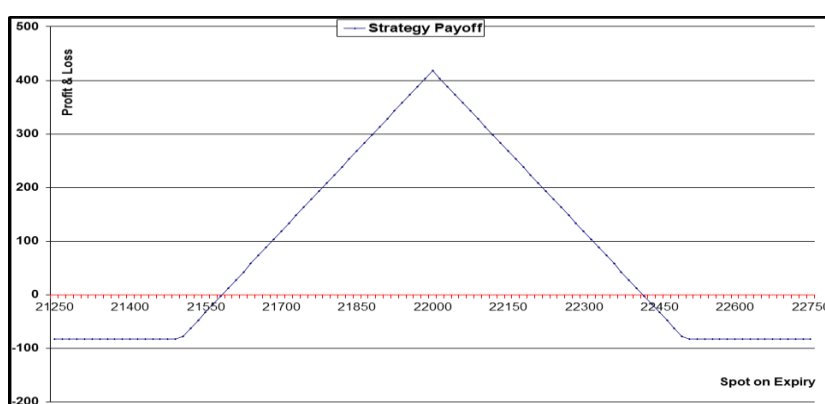
Margin Required : Rs 70,000

Max Risk : 82 Points (Rs.6150)

Max Profit: 418 Points (Rs.31350)

Lot size : 75

Profit if it remains in between 21582 to 22418



Bank Nifty

Iron Butterfly : Mar Series

- Bank Nifty index has got stuck in a wider range from last seven weeks in between 47800 to 49500 zones and likely to oscillate within this range
- Put OI is intact at 47000 levels while Maximum Call OI is at 50000 strike
- Thus suggesting Iron Butterfly Option Spread to play the benefit of time decay and decline in volatility

BUY 1 LOT OF 49600 CE, SELL 1 LOT OF 48600 CE
SELL 1 LOT OF 48600 PE, BUY 1 LOT OF 47600 PE

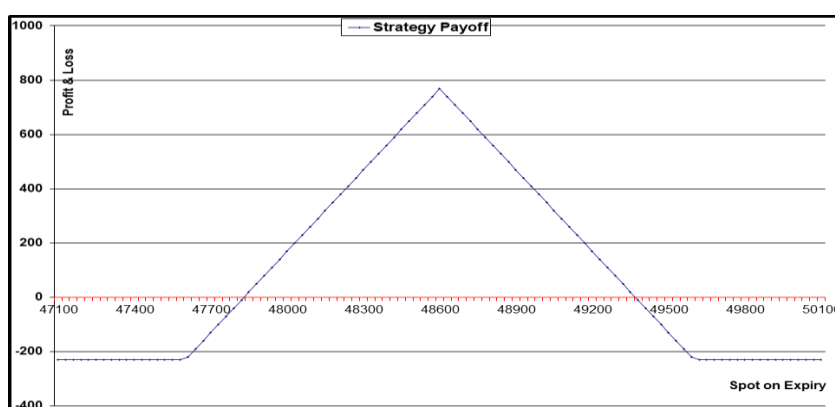
Margin Required : Rs.100,000

Max Risk : 225 Points (Rs.6750)

Max Profit: 775 Points (Rs.23250)

Lot size : 30

Profit if it remains in between 47825 to 49375



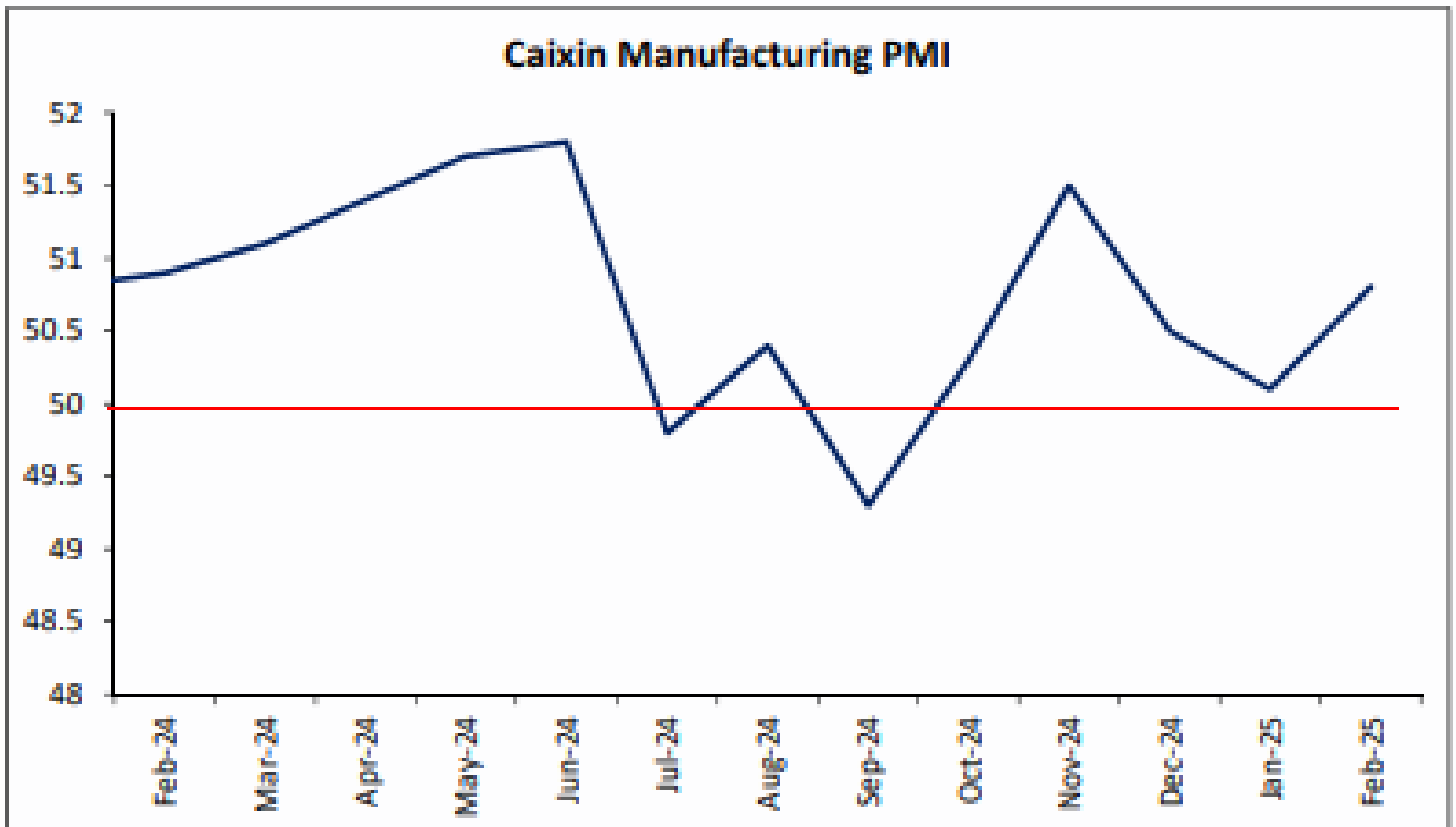
Commodities & Currency Outlook

- Base metals ended the week on a positive note, following better-than-expected PMI figures, a drop in the US dollar, and anticipation of additional stimulus from China. As market participants struggle with Trump's back-and-forth trade policy, industrial metals rose on a weaker dollar, bolstering the case for metal demand and China's recovery.
- President Donald Trump approved tax exemptions for a number of items imported into the United States from Mexico and Canada just two days after imposing sweeping tariffs, leaving investors and businesses reeling from his inconsistent trade policies. According to a senior administration official, the exclusions to the 25% tariffs imposed on Tuesday would apply to roughly half of the commodities entering the United States from Mexico and around 38% of goods from Canada that comply with the North American trade agreement reached during Trump's first term.
- A major aluminum manufacturer has asked Japanese buyers for a \$260 per metric ton premium for April-June primary metal shipments, up 14% from the current quarter, according to Reuters. For the January-March quarter, Japanese purchasers agreed to pay a premium of \$228 per ton, the largest in nearly a decade and up 30% over the previous quarter. The proposed premium hike reflects concerns that new U.S. tariffs on Canadian aluminum could shift supply from the Middle East, Australia, or other countries that traditionally supply Asia to North America, tightening availability in Asia.
- Caixin China's General Manufacturing PMI increased to 50.8 in February 2025 from 50.1 the previous month, exceeding market expectations of 50.3. This was the highest level since November, with output and new orders up the most in three months as market conditions improved. China's official NBS Manufacturing PMI rose to 50.2 in February 2025 from 49.1 the previous month, exceeding market expectations of 49.9 and indicating an uptick in factory activity over three months.
- The weeklong NPC meeting in China, which began on March 5th, revealed pledges for increased fiscal stimulus and an emphasis on increasing consumer spending, although the immediate initiatives announced aimed at promoting household demand were limited. The government maintained its 2025 economic growth target of roughly 5%, unchanged from last year, while cutting the annual inflation target to around 2%, down from around 3% last year.
- CPI declined 0.7% last month compared to the previous year, reversing January's 0.5% increase. A key factor for the decline in inflation was likely the statistical effect of a high base from a year earlier, caused by elevated prices during the Lunar New Year, which started earlier than usual in 2025.
- Base metals remain supported by ongoing trade tensions, with China ready to fight back with retaliatory tariffs and strong manufacturing figures. Sentiment is slightly dampened by weaker-than-expected inflation figures, but optimism persists, as policymakers in China deploy their policy tools to drive growth.

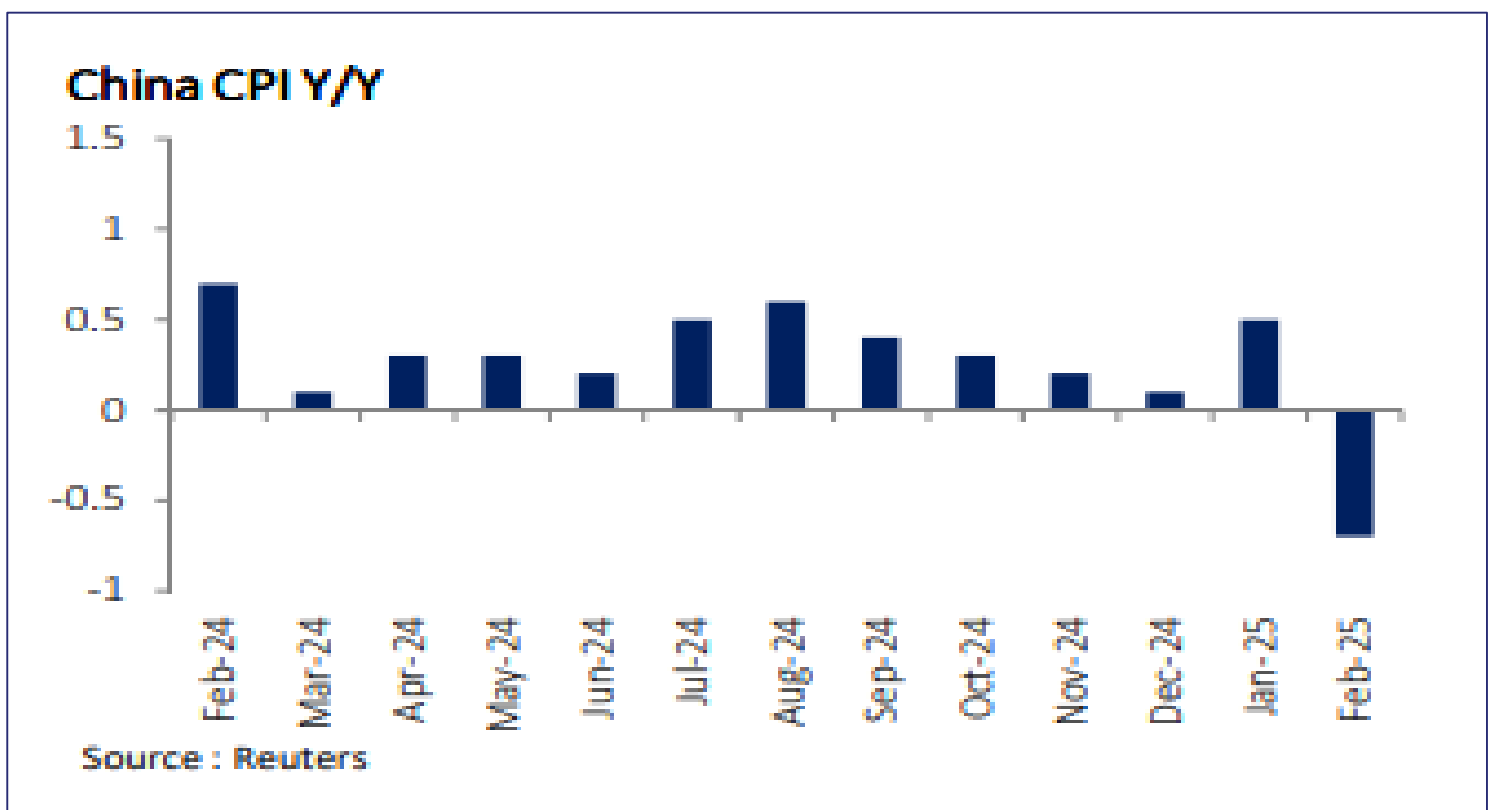


Commodities & Currency Outlook

Caixin manufacturing activity also remains expansionary



Source : Reuters



Source : Reuters

Intelligent Advisory Portfolios (IAP)

IAP offers a diverse range of pre-packaged equity portfolios advised by Registered Investment Advisors (RIAs), ideal for both active and passive investors. These portfolios are curated & monitored by the RIAs and follow strict rules & parameters to manage your investments.

Benefits of IAP



Diversified option to choose from ROBO Managed Investment Products to process driven products with the advisor overlay



Flexible investment modes with option to choose Lump Sum & SIP



24X7 Portfolio tracking



Option to choose from Dynamic or Static portfolios



Choice to execute advice

Product offerings in Intelligent Advisory Portfolios

- Alpha Bluechip
- Buoyant Opportunities
- NS Industry Champ
- NS 5Tx5T
- PRIME
- Alpha next
- Alpha Masters of the Street
- Abakkus Smart Flexi Cap
- Trend Investing
- NS MID & Smallcap
- NS Ethical
- Zodiac
- AAA EBO



Disclosures:

The following Disclosures are being made in compliance with the SEBI Research Analyst Regulations 2014 (herein after referred to as the Regulations).

Motilal Oswal Financial Services Ltd. (MOFSL) is a SEBI Registered Research Analyst having registration no. INH000000412. MOFSL, the Research Entity (RE) as defined in the Regulations, is engaged in the business of providing Stock broking services, Depository participant services & distribution of various financial products. MOFSL is a listed public company, the details in respect of which are available on www.motilaloswal.com. MOFSL is registered with the Securities & Exchange Board of India (SEBI) and is a registered Trading Member with National Stock Exchange of India Ltd. (NSE) and Bombay Stock Exchange Limited (BSE), Multi Commodity Exchange of India Limited (MCX) and National Commodity & Derivatives Exchange Limited (NCDEX) for its stock broking activities & is Depository participant with Central Depository Services Limited (CDSL) National Securities Depository Limited (NSDL), NERL, COMRIS and CCRL and is member of Association of Mutual Funds of India (AMFI) for distribution of financial products and Insurance Regulatory & Development Authority of India (IRDA) as Corporate Agent for insurance products. Details of associate entities of Motilal Oswal Financial Services Ltd. are available on the website at <http://onlinereports.motilaloswal.com/Dormant/documents/Associate%20Details.pdf>

Details of pending Enquiry Proceedings of Motilal Oswal Financial Services Limited are available on the website at <https://galaxy.motilaloswal.com/ResearchAnalyst/PublishViewLitigation.aspx>

MOFSL, its associates, Research Analyst or their relatives may have any financial interest in the subject company. MOFSL and/or its associates and/or Research Analyst or their relatives may have actual beneficial ownership of 1% or more securities in the subject company at the end of the month immediately preceding the date of publication of the Research Report or date of the public appearance. MOFSL and its associate company(ies), their directors and Research Analyst and their relatives may have any other potential conflict of interests at the time of publication of the research report or at the time of public appearance, however the same shall have no bearing whatsoever on the specific recommendations made by the analyst(s), as the recommendations made by the analyst(s) are completely independent of the views of the associates of MOFSL even though there might exist an inherent conflict of interest in some of the stocks mentioned in the research report..

In the past 12 months, MOFSL or any of its associates may have:

- a) received any compensation/other benefits from the subject company of this report
 - b) managed or co-managed public offering of securities from subject company of this research report,
 - c) received compensation for investment banking or merchant banking or brokerage services from subject company of this research report,
 - d) received compensation for products or services other than investment banking or merchant banking or brokerage services from the subject company of this research report.
- MOFSL and its associates have not received any compensation or other benefits from the subject company or third party in connection with the research report.
 - Subject Company may have been a client of MOFSL or its associates during twelve months preceding the date of distribution of the research report.
 - Research Analyst may have served as director/officer/employee in the subject company.
 - MOFSL and research analyst may engage in market making activity for the subject company.

MOFSL and its associate company(ies), and Research Analyst and their relatives from time to time may have:

- a) a long or short position in, act as principal in, and buy or sell the securities or derivatives thereof of companies mentioned herein.
- (b) be engaged in any other transaction involving such securities and earn brokerage or other compensation or act as a market maker in the financial instruments of the company(ies) discussed herein or act as an advisor or lender/borrower to such company(ies) or may have any other potential conflict of interests with respect to any recommendation and other related information and opinions.; however the same shall have no bearing whatsoever on the specific recommendations made by the analyst(s), as the recommendations made by the analyst(s) are completely independent of the views of the associates of MOFSL even though there might exist an inherent conflict of interest in some of the stocks mentioned in the research report.

Above disclosures include beneficial holdings lying in demat account of MOFSL which are opened for proprietary investments only. While calculating beneficial holdings, It does not consider demat accounts which are opened in name of MOFSL for other purposes (i.e holding client securities, collaterals, error trades etc.). MOFSL also earns DP income from clients which are not considered in above disclosures.

To enhance transparency, MOFSL has incorporated a Disclosure of Interest Statement in this document. This should, however, not be treated as endorsement of the views expressed in the report. MOFSL and / or its affiliates do and seek to do business including investment banking with companies covered in its research reports. As a result, the recipients of this report should be aware that MOFSL may have a potential conflict of interest that may affect the objectivity of this report.

Terms & Conditions:

This report has been prepared by MOFSL and is meant for sole use by the recipient and not for circulation. The report and information contained herein is strictly confidential and may not be altered in any way, transmitted to, copied or distributed, in part or in whole, to any other person or to the media or reproduced in any form, without prior written consent of MOFSL. The report is based on the facts, figures and information that are considered true, correct, reliable and accurate. The intent of this report is not recommendatory in nature. The information is obtained from publicly available media or other sources believed to be reliable. Such information has not been independently verified and no guaranty, representation of warranty, express or implied, is made as to its accuracy, completeness or correctness. All such information and opinions are subject to change without notice. The report is prepared solely for informational purpose and does not constitute an offer document or solicitation of offer to buy or sell or subscribe for securities or other financial instruments for the clients. Though disseminated to all the customers simultaneously, not all customers may receive this report at the same time. MOFSL will not treat recipients as customers by virtue of their receiving this report.

Analyst Certification

The views expressed in this research report accurately reflect the personal views of the analyst(s) about the subject securities or issues, and no part of the compensation of the research analyst(s) was, is, or will be directly or indirectly related to the specific recommendations and views expressed by research analyst(s) in this report.

Disclosure of Interest Statement

Analyst ownership of the stock No

A graph of daily closing prices of securities is available at www.nseindia.com, www.bseindia.com. Research Analyst views on Subject Company may vary based on Fundamental research and Technical Research. Proprietary trading desk of MOFSL or its associates maintains arm's length distance with Research Team as all the activities are segregated from MOFSL research activity and therefore it can have an independent view with regards to subject company for which Research Team have expressed their views.

Regional Disclosures (outside India)

This report is not directed or intended for distribution to or use by any person or entity resident in a state, country or any jurisdiction, where such distribution, publication, availability or use would be contrary to law, regulation or which would subject MOFSL & its group companies to registration or licensing requirements within such jurisdictions.

For Hong Kong:

This report is distributed in Hong Kong by Motilal Oswal capital Markets (Hong Kong) Private Limited, a licensed corporation (CE AYY-301) licensed and regulated by the Hong Kong Securities and Futures Commission (SFC) pursuant to the Securities and Futures Ordinance (Chapter 571 of the Laws of Hong Kong) "SFO". As per SEBI (Research Analyst Regulations) 2014 Motilal Oswal Financial Services Limited (SEBI Reg No. INH000000412) has an agreement with Motilal Oswal capital Markets (Hong Kong) Private Limited for distribution of research report in Hong Kong. This report is intended for distribution only to "Professional Investors" as defined in Part I of Schedule 1 to SFO. Any investment or investment activity to which this document relates is only available to professional investor and will be engaged only with professional investors." Nothing here is an offer or solicitation of these securities, products and services in any jurisdiction where their offer or sale is not qualified or exempt from registration. The Indian Analyst(s) who compile this report is/are not located in Hong Kong & are not conducting Research Analysis in Hong Kong.

For U.S.

MOTILAL Oswal Financial Services Limited (MOFSL) is not a registered broker - dealer under the U.S. Securities Exchange Act of 1934, as amended (the "1934 act") and under applicable state laws in the United States. In addition MOFSL is not a registered investment adviser under the U.S. Investment Advisers Act of 1940, as amended (the "Advisers Act" and together with the 1934 Act, the "Acts"), and under applicable state laws in the United States. Accordingly, in the absence of specific exemption under the Acts, any brokerage and investment services provided by MOFSL, including the products and services described herein are not available to or intended for U.S. persons. This report is intended for distribution only to "Major Institutional Investors" as defined by Rule 15a-6(b)(4) of the Exchange Act and interpretations thereof by SEC (henceforth referred to as "major institutional investors"). This document must not be acted on or relied on by persons who are not major institutional investors. Any investment or investment activity to which this document relates is only available to major institutional investors and will be engaged in only with major institutional investors. In reliance on the exemption from registration provided by Rule 15a-6 of the U.S. Securities Exchange Act of 1934, as amended (the "Exchange Act") and interpretations thereof by the U.S. Securities and Exchange Commission ("SEC") in order to conduct business with Institutional Investors based in the U.S., MOFSL has entered into a chaperoning agreement with a U.S. registered broker-dealer, Motilal Oswal Securities International Private Limited. ("MOSIPL"). Any business interaction pursuant to this report will have to be executed within the provisions of this chaperoning agreement.

The Research Analysts contributing to the report may not be registered /qualified as research analyst with FINRA. Such research analyst may not be associated persons of the U.S. registered broker-dealer, MOSIPL, and therefore, may not be subject to NASD rule 2711 and NYSE Rule 472 restrictions on communication with a subject company, public appearances and trading securities held by a research analyst account.

For Singapore

In Singapore, this report is being distributed by Motilal Oswal Capital Markets Singapore Pte Ltd ("MOCMSPL") (Co.Reg. NO. 201129401Z) which is a holder of a capital markets services license and an exempt financial adviser in Singapore, as per the approved agreement under Paragraph 9 of Third Schedule of Securities and Futures Act (CAP 289) and Paragraph 11 of First Schedule of Financial Advisors Act (CAP 110) provided to MOCMSPL by Monetary Authority of Singapore. Persons in Singapore should contact MOCMSPL in respect of any matter arising from, or in connection with this report/publication/communication. This report is distributed solely to persons who qualify as "Institutional Investors", of which some of whom may consist of "accredited" institutional investors as defined in section 4A(1) of the Securities and Futures Act, Chapter 289 of Singapore ("the SFA"). Accordingly, if a Singapore person is not or ceases to be such an institutional investor, such Singapore Person must immediately discontinue any use of this Report and inform MOCMSPL.

Disclaimer:

This report is intended for distribution to Retail Investors.

The report and information contained herein is strictly confidential and meant solely for the selected recipient and may not be altered in any way, transmitted to, copied or distributed, in part or in whole, to any other person or to the media or reproduced in any form, without prior written consent. This report and information herein is solely for informational purpose and may not be used or considered as an offer document or solicitation of offer to buy or sell or subscribe for securities or other financial instruments. Nothing in this report constitutes investment, legal, accounting and tax advice or a representation that any investment or strategy is suitable or appropriate to your specific circumstances. The securities discussed and opinions expressed in this report may not be suitable for all investors, who must make their own investment decisions, based on their own investment objectives, financial positions and needs of specific recipient. This may not be taken in substitution for the exercise of independent judgment by any recipient. Each recipient of this document should make such investigations as it deems necessary to arrive at an independent evaluation of an investment in the securities of companies referred to in this document (including the merits and risks involved), and should consult its own advisors to determine the merits and risks of such an investment. The investment discussed or views expressed may not be suitable for all investors. Certain transactions -including those involving futures, options, another derivative products as well as non-investment grade securities - involve substantial risk and are not suitable for all investors. No representation or warranty, express or implied, is made as to the accuracy, completeness or fairness of the information and opinions contained in this document. The Disclosures of Interest Statement incorporated in this document is provided solely to enhance the transparency and should not be treated as endorsement of the views expressed in the report. This information is subject to change without any prior notice. The Company reserves the right to make modifications and alternations to this statement as may be required from time to time without any prior approval. MOFSL, its associates, their directors and the employees may from time to time, effect or have effected an own account transaction in, or deal as principal or agent in or for the securities mentioned in this document. They may perform or seek to perform investment banking or other services for, or solicit investment banking or other business from, any company referred to in this report. Each of these entities functions as a separate, distinct and independent of each other. The recipient should take this into account before interpreting the document. This report has been prepared on the basis of information that is already available in publicly accessible media or developed through analysis of MOFSL. The views expressed are those of the analyst, and the Company may or may not subscribe to all the views expressed therein. This document is being supplied to you solely for your information and may not be reproduced, redistributed or passed on, directly or indirectly, to any other person or published, copied, in whole or in part, for any purpose. This report is not directed or intended for distribution to, or use by, any person or entity who is a citizen or resident of or located in any locality, state, country or other jurisdiction, where such distribution, publication, availability or use would be contrary to law, regulation or which would subject MOFSL to any registration or licensing requirement within such jurisdiction. The securities described herein may or may not be eligible for sale in all jurisdictions or to certain category of investors. Persons in whose possession this document may come are required to inform themselves of and to observe such restriction. Neither the Firm, not its directors, employees, agents or representatives shall be liable for any damages whether direct or indirect, incidental, special or consequential including lost revenue or lost profits that may arise from or in connection with the use of the information. The person accessing this information specifically agrees to exempt MOFSL or any of its affiliates or employees from, any and all responsibility/liability arising from such misuse and agrees not to hold MOFSL or any of its affiliates or employees responsible for any such misuse and further agrees to hold MOFSL or any of its affiliates or employees free and harmless from all losses, costs, damages, expenses that may be suffered by the person accessing this information due to any errors and delays.

This report is meant for the clients of Motilal Oswal only.

Investment in securities market are subject to market risks. Read all the related documents carefully before investing.

Registration granted by SEBI and certification from NISM in no way guarantee performance of the intermediary or provide any assurance of returns to investors.

Registered Office Address: Motilal Oswal Tower, Rahimtullah Sayani Road, Opposite Parel ST Depot, Prabhadevi, Mumbai-400025; Tel No.: 022 - 71934200 / 71934263; www.motilaloswal.com. Correspondence Address: Palm Spring Centre, 2nd Floor, Palm Court Complex, New Link Road, Malad (West), Mumbai-400 064. Tel No: 022 71881000. Details of Compliance Officer: Neeraj Agarwal, Email Id: na@motilaloswal.com, Contact No.:022-40548085.

Grievance Redressal Cell:

Contact Person	Contact No.	Email ID
Ms. Hemangi Date	022 40548000 / 022 67490600	query@motilaloswal.com
Ms. Kumud Upadhyay	022 40548082	servicehead@motilaloswal.com
Mr. Ajay Menon	022 40548083	am@motilaloswal.com

Registration details of group entities.: Motilal Oswal Financial Services Ltd. (MOFSL): INZ000158836 (BSE/NSE/MCX/NCDEX); CDSL and NSDL: IN-DP-16-2015; Research Analyst: INH000000412 . AMFI: ARN .: 146822. IRDA Corporate Agent – CA0579. Motilal Oswal Financial Services Ltd. is a distributor of Mutual Funds, PMS, Fixed Deposit, Insurance, Bond, NCDs and IPO products.

Customer having any query/feedback/ clarification may write to query@motilaloswal.com. In case of grievances for any of the services rendered by Motilal Oswal Financial Services Limited (MOFSL) write to grievances@motilaloswal.com, for DP to dpgrievances@motilaloswal.com.