



Daily *Derivatives*

08 June, 2026

DERIVATIVES

Key Indices

Index	Close	Changes (%)
NIFTY	23366.70	-0.21
SENSEX	74243.34	-0.16
BANKNIFTY	54496.25	0.35
INDIA VIX	15.78	-0.61

Market Outlook

The benchmark indices maintained a cautious undertone for the second consecutive week, extending the ongoing consolidation phase. From a technical perspective, the 23,600-23,700 zones remains a critical resistance area for the Nifty, while the gap support near 23,150 is expected to provide immediate downside protection. On the derivatives front, fresh call writing was observed at the 23,500 and 23,700 strikes, highlighting a significant overhead hurdle for the index. On the downside, the 23,000 strike continues to hold the highest Put OI, indicating a firm support base and may cushion the decline. Overall, the market bias remains cautiously optimistic, with consolidation likely to continue in the near term.



**TRADE IDEA OF THE DAY -
CIPLA CALL SPREAD**

**BUY 30 JUN 1400 CALL
SELL 30 JUN 1450 CALL**

Entry Range	18 – 20
Target	40
Stop Loss	10

Rationale

- On the weekly timeframe CIPLA has staged a strong recovery from the 20-WEMA and has reclaimed its immediate hurdle of 1400, indicating a potential shift in the medium-term trend. The formation of higher highs and higher lows suggests improving bullish momentum.
- 14-day RSI has rebounded and hover above the 50 mark, reflecting renewed buying interest. Additionally, the MACD has witnessed a bullish crossover with expanding positive histogram bars, signalling strengthening upward momentum.
- From the technical prospective 1350-1360 zone now acts as an immediate support area, while the stock faces immediate hurdle near 1450. A decisive breakout above this hurdle extend the trend towards 1500 zone.
- For the near term one can initiate buying in the bull call spread to capitalize this bullish reversal opportunities, as long as prices sustains above the 1400 mark.



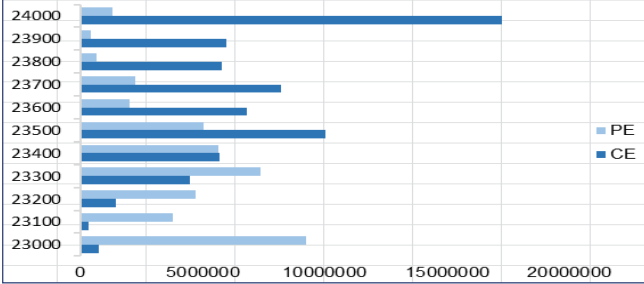
NIFTY

Nifty	23440.00
OI (In Lots)	306197
CHANGE IN OI (%)	1.05
PRICE CHANGE (%)	-0.30

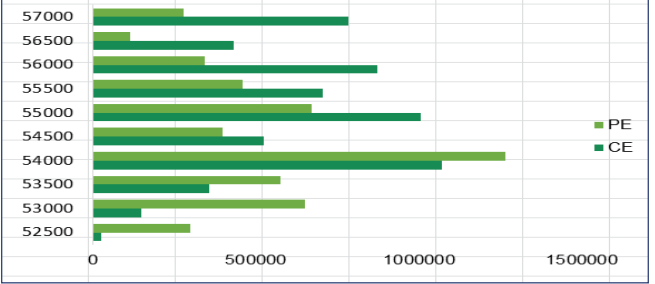
BANKNIFTY

Nifty	54799.00
OI (In Lots)	85717
CHANGE IN OI (%)	3.61
PRICE CHANGE (%)	0.33

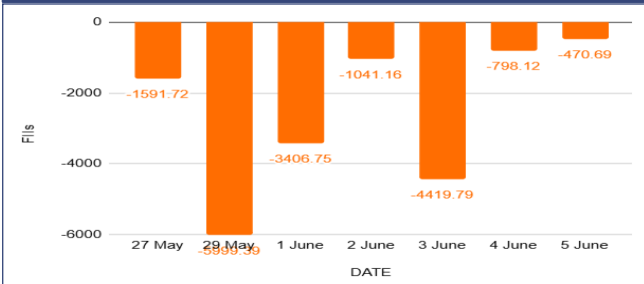
NIFTY OI



BANKNIFTY OI



FII Activity Index Futures



FII Long Short Ratio



Long Buildup

Name	LTP	% Change	OI (Lots)	% OI Change
POLICYBZR	1545.1	0.12	20786	7.82
KFINTECH	874.2	1.64	11308	5.87
CHOLAFIN	1509.2	1.08	25858	5.51
LTF	267.8	0.66	21329	5.32

Short Buildup

Name	LTP	% Change	OI (Lots)	% OI Change
VMM	118.7	-0.10	8081	20.07
SWIGGY	253.05	-1.11	39246	8.55
CAMS	765	-0.07	7935	7.26
ANGELONE	336.3	-1.07	8202	6.77

Breakout Stocks (1 Month High)

Name	LTP	% Change	22 DAY HIGH
ADANIENT	3070.5	2.66	3049.7
LAURUSLABS	1453.3	0.97	1444.9
FEDERALBNK	306.35	1.52	305.55
ADANIENSOL	1589.9	3.98	1587

Breakdown Stocks (1 Month Low)

Name	LTP	% Change	22 DAY LOW
HINDZINC	569.95	-6.14	599.8
PATANJALI	422.5	-1.61	426.5
JINDALSTEL	1187.8	-1.35	1194.2
ULTRACEMCO	10996	-0.84	11053

NIFTY 50 - STOCKS KEY LEVELS

SYMBOL	R1*	R2*	LTP*	S1*	S2*
ADANIANT	3098	3148	3048.2	2960	2872
ADANIPTS	1836	1847	1824.2	1805	1785
APOLLOHOSP	8350	8396	8304.5	8249	8194
ASIANPAINT	2703	2719	2686.7	2668	2649
AXISBANK	1282	1291	1272.3	1258	1243
BAJAJ-AUTO	10420	10497	10342	10291	10239
BAJAJFINSV	1730	1756	1703.2	1687	1671
BAJFINANCE	910	931	889.4	871	853
BEL	412	415	408.2	405	402
BHARTIARTL	1820	1843	1798.2	1783	1768
CIPLA	1411	1421	1401.3	1387	1372
COALINDIA	481	490	472.3	466	461
DRREDDY	1289	1300	1278.2	1268	1258
EICHERMOT	7137	7204	7070	7016	6962
ETERNAL	259	262	256.5	253	250
GRASIM	3119	3151	3087.7	3061	3034
HCLTECH	1176	1197	1154.7	1140	1126
HDFCBANK	756	764	747.05	742	736
HDFCLIFE	586	596	575.3	569	564
HINDALCO	1120	1147	1092.6	1078	1063
HINDUNILVR	2140	2159	2121.5	2090	2058
ICICIBANK	1268	1274	1262.1	1253	1244
INDIGO	4519	4556	4481.3	4443	4405
INFY	1216	1235	1197.5	1187	1176
ITC	282	284	280.7	279	276

*R1 - Resistance 1 | *R2 - Resistance 2 | *LTP – Last Traded Price | *S1 - Support 1 | *S2 - Support 2

NIFTY 50 - STOCKS KEY LEVELS

SYMBOL	R1*	R2*	LTP*	S1*	S2*
JIOFIN	239	241	236.89	235	233
JSWSTEEL	1307	1330	1284	1264	1243
KOTAKBANK	383	388	377.45	374	370
LT	3980	4006	3953.2	3925	3898
M&M	3062	3084	3040.5	3016	2991
MARUTI	13178	13307	13050	12918	12787
MAXHEALTH	983	989	977.25	967	957
NESTLEIND	1396	1405	1386.2	1375	1363
NTPC	367	373	361.65	357	353
ONGC	268	270	264.75	263	261
POWERGRID	287	289	285.65	284	282
RELIANCE	1302	1313	1291	1284	1277
SBILIFE	1798	1814	1782.8	1767	1751
SBIN	990	1002	977.7	968	958
SHRIRAMFIN	940	957	923.3	911	899
SUNPHARMA	1797	1812	1782.2	1773	1764
TATACONSUM	1148	1166	1130.9	1121	1112
TATASTEEL	210	214	206.77	204	200
TCS	2250	2301	2198.9	2170	2141
TECHM	1516	1548	1483.5	1460	1436
TITAN	4292	4323	4260.2	4226	4192
TMPV	403	408	397.8	393	389
TRENT	2823	2873	2774.2	2739	2704
ULTRACEMCO	11073	11235	10912	10798	10685
WIPRO	202	206	198.37	191	184

*R1 - Resistance 1 | *R2 - Resistance 2 | *LTP – Last Traded Price | *S1 - Support 1 | *S2 - Support 2

Our Research Team

Name	Email ID
Ajit Mishra	ajit.mishra@religare.com
Abhijeet Banerjee	abhijeet.banerjee@religare.com
Gaurav Sharma	gauravsharma2@religare.com
Ashwani Harit	ashwani.harit@religare.com
Divya Parmar	divya.parmar@religare.com
Rajan Gupta	rajan.gupta1@religare.com
Vivek Chandra	vivek.chandra@religare.com
Himanshu Gupta	himanshu.gupta1@religare.com

Before you use this research report, please ensure to go through the disclosure interalia as required under Securities and Exchange Board of India (Research Analysts) Regulations, 2014 and Research Disclaimer at the following link: www.religareonline.com/disclaimer

Specific analyst(s) specific disclosure(s) inter-alia as required under Securities and Exchange Board of India (Research Analysts) Regulations, 2014 is/are as under:

S.No.	Statement	Answer	
		Tick Appropriate	
		Yes	No
1.	I/we or any of my/our relative has any financial interest in the subject company? (If answer is yes, nature of interest is given below this table)		No
2.	I/we or any of my/our relatives, have actual/beneficial ownership of one per cent. or more securities of the subject company, at the end of the month immediately preceding the date of the research report or date of the public appearance?		No
3.	I/we or any of my/our relative, has any other material conflict of interest at the time of publication of the research report or at the time of the public appearance?		
4.	I/we have received any compensation from the subject company in the past twelve months?		No
5.	I/we have managed or co-managed public offering of securities for the subject company in the past twelve months?		No
6.	I/we have received any compensation for brokerage services from the subject company in the past twelve months?		No
7.	I/we have received any compensation or other benefits from the subject company or third party in connection with the research report?		No
8.	I/we have served as an officer, director or employee of the subject company?		No
9.	I/we have been engaged in market making activity for the subject company?		No

2014 is/are as under:

Statements of ownership and material conflicts of interest, compensation – Research Analyst (RA)

Nature of Interest [If answer to f (a) above conflicts is Yes

.....]

Name(s) with Signature(s) of RA(s).

[Please note that only in case of multiple RAs and if the answers differ inter-se between the RAs, then RA specific answer with respect to

Copyright: This document vests exclusively with RBL. This information should not be reproduced or redistributed or passed on directly or indirectly in any form to any other person or published, copied, in whole or in part, for any purpose, without prior written permission from RBL. We do not guarantee the integrity of any emails or attached files and are not responsible for any changes made to them by any other person.