



Daily *Derivatives*

30 March, 2026

DERIVATIVES

Key Indices

| Index | Close | Changes (%) |
|-----------|----------|-------------|
| NIFTY | 22819.60 | -2.09 |
| SENSEX | 73583.22 | -2.25 |
| BANKNIFTY | 52274.60 | -2.67 |
| INDIA VIX | 26.80 | 8.78 |

Market Outlook

The Indian benchmark indices witnessed a significant volatility in the last week, declining for the fifth consecutive week. Nifty index began the week with the sharp gap-down opening, however it rebound from the 22500 zone. The recovery was short-lived as it faced strong rejection near the 23,500 mark and settled below the 23000 mark with the weekly losses of 1.28%. On last Friday derivative data shows, fresh call writing at the 23,000 strike, along with put unwinding, suggesting an immediate resistance zone. Sustained trading below this level is likely to keep the bearish bias intact, with potential downside towards 22,500 and further to the 22,000 mark.



TRADE IDEA OF THE DAY -

HAL

BUY 28 APR 3500 PUT

| | |
|--------------|-----------|
| Entry Range | 120 – 126 |
| Target Range | 160 |
| Stop Loss | 105 |



Rationale

- HAL is continuously trading under pressure after a decisive breakdown below its previous swing low on the daily chart, indicating a continuation of the bearish trend and weakening market structure.
- Momentum indicators remain negative, with 14-Day RSI drifting in the oversold zone and MACD histogram sustaining in a negative trajectory, reflecting persistent selling pressure and lack of buying interest.
- On the technical front prices are trading below shortest moving averages of 10-DEMA, which now act as dynamic resistance levels, suggesting that any pullback is likely to face selling near resistance zones.
- Unless the stock prices reclaims the breakdown level, further downtrend remain intact towards the strong support zone of 3000 in the near term.

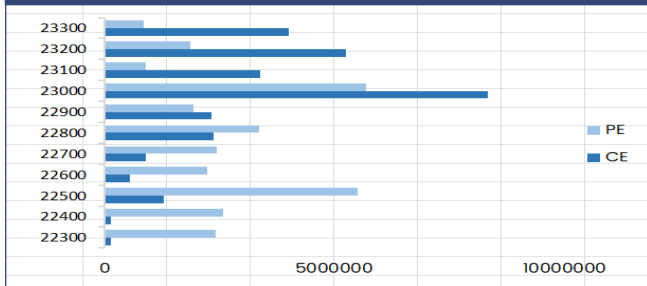
NIFTY

| | |
|------------------|----------|
| Nifty | 22801.70 |
| OI (In Lots) | 201823 |
| CHANGE IN OI (%) | 1.00 |
| PRICE CHANGE (%) | -2.14 |

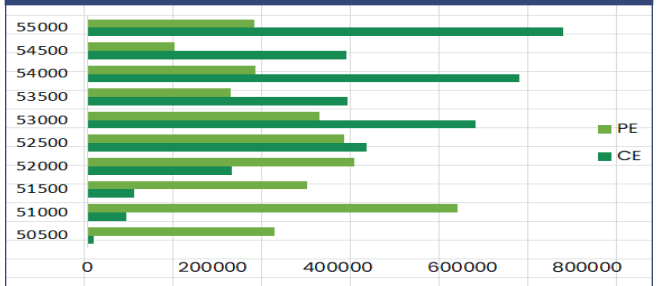
BANKNIFTY

| | |
|------------------|----------|
| Nifty | 52237.00 |
| OI (In Lots) | 39697 |
| CHANGE IN OI (%) | -8.04 |
| PRICE CHANGE (%) | -2.78 |

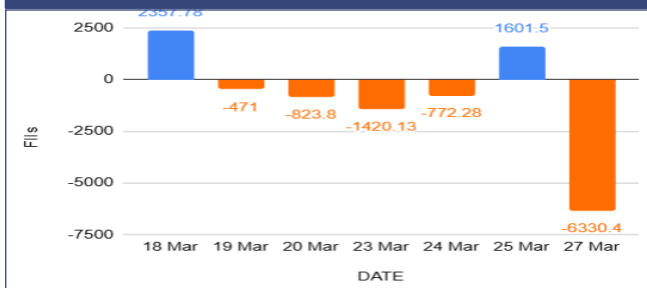
NIFTY OI



BANKNIFTY OI



FII's Activity Index Futures



FII's Long Short Ratio



Long Buildup

| Name | LTP | % Change | OI (Lots) | % OI Change |
|-----------|--------|----------|-----------|-------------|
| DIVISLAB | 6026 | 0.10 | 12925 | 19.04 |
| MANKIND | 2045.6 | 0.79 | 5795 | 7.69 |
| POWERGRID | 295.7 | 0.14 | 11779 | 5.41 |
| LICHSGFIN | 507 | 2.02 | 12681 | 2.81 |

Short Buildup

| Name | LTP | % Change | OI (Lots) | % OI Change |
|------------|--------|----------|-----------|-------------|
| ALKEM | 5293.5 | -2.37 | 7021 | 57.74 |
| ICICIGI | 1748.6 | -1.27 | 10109 | 45.89 |
| ICICIPRULI | 529.95 | -1.99 | 8712 | 38.64 |
| FORTIS | 809.8 | -2.26 | 8546 | 35.95 |

Breakout Stocks (1 Month High)

| Name | LTP | % Change | 22 DAY HIGH |
|------|-----|----------|-------------|
| - | - | - | - |
| - | - | - | - |
| - | - | - | - |
| - | - | - | - |

Breakdown Stocks (1 Month Low)

| Name | LTP | % Change | 22 DAY LOW |
|------------|--------|----------|------------|
| LODHA | 697.3 | -5.16 | 716.45 |
| BANKBARODA | 260.15 | -4.71 | 264.8 |
| UNITDSPR | 1253.1 | -4.46 | 1266.2 |
| HAL | 3580.6 | -2.35 | 3610.9 |

NIFTY 50 - STOCKS KEY LEVELS

| SYMBOL | R1* | R2* | LTP* | S1* | S2* |
|------------|------|------|--------|------|------|
| ADANIANT | 1865 | 1908 | 1823 | 1799 | 1774 |
| ADANIPTS | 1365 | 1393 | 1337.8 | 1320 | 1303 |
| APOLLOHOSP | 7610 | 7671 | 7549 | 7499 | 7449 |
| ASIANPAINT | 2251 | 2294 | 2207.4 | 2183 | 2158 |
| AXISBANK | 1212 | 1218 | 1205.2 | 1200 | 1195 |
| BAJAJ-AUTO | 8990 | 9079 | 8901 | 8826 | 8751 |
| BAJAJFINSV | 1729 | 1763 | 1694.7 | 1670 | 1646 |
| BAJFINANCE | 866 | 887 | 843.8 | 832 | 820 |
| BEL | 411 | 417 | 404.75 | 401 | 397 |
| BHARTIARTL | 1861 | 1878 | 1843.9 | 1823 | 1801 |
| CIPLA | 1252 | 1262 | 1242.3 | 1229 | 1217 |
| COALINDIA | 449 | 452 | 445.05 | 441 | 437 |
| DRREDDY | 1297 | 1312 | 1281.7 | 1272 | 1263 |
| EICHERMOT | 6905 | 6998 | 6811.5 | 6730 | 6649 |
| ETERNAL | 237 | 242 | 233.17 | 231 | 228 |
| GRASIM | 2654 | 2680 | 2628.2 | 2604 | 2579 |
| HCLTECH | 1395 | 1425 | 1364.4 | 1347 | 1330 |
| HDFCBANK | 769 | 782 | 756.2 | 749 | 742 |
| HDFCLIFE | 615 | 620 | 610.2 | 603 | 595 |
| HINDALCO | 875 | 883 | 866.7 | 857 | 847 |
| HINDUNILVR | 2111 | 2148 | 2074.4 | 2054 | 2033 |
| ICICIBANK | 1253 | 1272 | 1233.8 | 1222 | 1211 |
| INDIGO | 4203 | 4307 | 4099.5 | 4044 | 3988 |
| INFY | 1289 | 1308 | 1269.7 | 1257 | 1244 |
| ITC | 297 | 300 | 294.7 | 292 | 289 |

*R1 - Resistance 1 | *R2 - Resistance 2 | *LTP – Last Traded Price | *S1 - Support 1 | *S2 - Support 2

NIFTY 50 - STOCKS KEY LEVELS

| SYMBOL | R1* | R2* | LTP* | S1* | S2* |
|------------|-------|-------|--------|-------|-------|
| JIOFIN | 236 | 238 | 232.55 | 231 | 229 |
| JSWSTEEL | 1145 | 1160 | 1130.3 | 1121 | 1112 |
| KOTAKBANK | 369 | 372 | 366.15 | 363 | 359 |
| LT | 3620 | 3677 | 3564.1 | 3527 | 3491 |
| M&M | 3088 | 3134 | 3041.3 | 3012 | 2984 |
| MARUTI | 12576 | 12763 | 12389 | 12272 | 12155 |
| MAXHEALTH | 987 | 999 | 975.1 | 967 | 959 |
| NESTLEIND | 1210 | 1226 | 1193.2 | 1182 | 1172 |
| NTPC | 379 | 382 | 375.65 | 374 | 371 |
| ONGC | 288 | 294 | 281.95 | 273 | 264 |
| POWERGRID | 298 | 301 | 295.5 | 291 | 287 |
| RELIANCE | 1387 | 1426 | 1348.1 | 1327 | 1306 |
| SBILIFE | 1850 | 1861 | 1837.6 | 1827 | 1817 |
| SBIN | 1046 | 1072 | 1019.5 | 1003 | 987 |
| SHRIRAMFIN | 937 | 969 | 903.8 | 886 | 867 |
| SUNPHARMA | 1813 | 1833 | 1793.6 | 1779 | 1765 |
| TATACONSUM | 1060 | 1071 | 1048.5 | 1035 | 1021 |
| TATASTEEL | 195 | 197 | 193.22 | 192 | 191 |
| TCS | 2413 | 2436 | 2389.8 | 2376 | 2362 |
| TECHM | 1413 | 1435 | 1391.6 | 1378 | 1364 |
| TITAN | 4019 | 4056 | 3981.5 | 3958 | 3935 |
| TMPV | 310 | 318 | 303.2 | 299 | 294 |
| TRENT | 3479 | 3559 | 3399.6 | 3347 | 3294 |
| ULTRACEMCO | 11159 | 11268 | 11049 | 10955 | 10860 |
| WIPRO | 193 | 195 | 191.6 | 189 | 186 |

*R1 - Resistance 1 | *R2 - Resistance 2 | *LTP – Last Traded Price | *S1 - Support 1 | *S2 - Support 2

Our Research Team

| Name | Email ID |
|-------------------|--|
| Ajit Mishra | ajit.mishra@religare.com |
| Abhijeet Banerjee | abhijeet.banerjee@religare.com |
| Gaurav Sharma | gauravsharma2@religare.com |
| Ashwani Harit | ashwani.harit@religare.com |
| Divya Parmar | divya.parmar@religare.com |
| Rajan Gupta | rajan.gupta1@religare.com |
| Vivek Chandra | vivek.chandra@religare.com |
| Himanshu Gupta | himanshu.gupta1@religare.com |

Before you use this research report, please ensure to go through the disclosure interalia as required under Securities and Exchange Board of India (Research Analysts) Regulations, 2014 and Research Disclaimer at the following link: www.religareonline.com/disclaimer

Specific analyst(s) specific disclosure(s) inter-alia as required under Securities and Exchange Board of India (Research Analysts) Regulations, 2014 is/are as under:

| S.No. | Statement | Answer | |
|-------|---|------------------|----|
| | | Tick Appropriate | |
| | | Yes | No |
| 1. | I/we or any of my/our relative has any financial interest in the subject company? (If answer is yes, nature of interest is given below this table) | | No |
| 2. | I/we or any of my/our relatives, have actual/beneficial ownership of one per cent. or more securities of the subject company, at the end of the month immediately preceding the date of the research report or date of the public appearance? | | No |
| 3. | I/we or any of my/our relative, has any other material conflict of interest at the time of publication of the research report or at the time of the public appearance? | | |
| 4. | I/we have received any compensation from the subject company in the past twelve months? | | No |
| 5. | I/we have managed or co-managed public offering of securities for the subject company in the past twelve months? | | No |
| 6. | I/we have received any compensation for brokerage services from the subject company in the past twelve months? | | No |
| 7. | I/we have received any compensation or other benefits from the subject company or third party in connection with the research report? | | No |
| 8. | I/we have served as an officer, director or employee of the subject company? | | No |
| 9. | I/we have been engaged in market making activity for the subject company? | | No |

2014 is/are as under:

Statements of ownership and material conflicts of interest, compensation – Research Analyst (RA)

Nature of Interest [If answer to f (a) above conflicts is Yes

.....]

Name(s) with Signature(s) of RA(s).

[Please note that only in case of multiple RAs and if the answers differ inter-se between the RAs, then RA specific answer with respect to

Copyright: This document vests exclusively with RBL. This information should not be reproduced or redistributed or passed on directly or indirectly in any form to any other person or published, copied, in whole or in part, for any purpose, without prior written permission from RBL. We do not guarantee the integrity of any emails or attached files and are not responsible for any changes made to them by any other person.