



# *Daily* *Derivatives*

*21 April, 2026*

DERIVATIVES

**Key Indices**

Index	Close	Changes (%)
NIFTY	24364.85	0.05
SENSEX	78520.30	0.03
BANKNIFTY	56582.35	0.03
INDIA VIX	18.79	9.21

**Market Outlook**

The Nifty 50 index witnessed a volatile session, where 24,300 acting as a key pivot level. On the upside, profit booking emerged near the 24,500 mark, while selective buying in heavyweights supported a steady intraday recovery. On the derivatives front, significant call open interest is concentrated at the 24,500 and 25,000 strikes, indicating a immediate and strong resistance zone. On the downside, the 24100–24000 range is likely to act as a crucial support area. Overall, as long as the index sustains above this support zone, the broader bias remains bullish, with the potential for a retest of the immediate upside resistance levels.



**TRADE IDEA OF THE DAY -  
EICHERMOTOR**

**BUY 28 APR 7200 PUT**

Entry Range	138-146
Target Range	220
Stop Loss	100



**Rationale**

- On the daily chart EICHERMOT has formed a strong pivot near the 7000 mark, taking support around its short-term moving average, indicating the emergence of buying interest at lower levels.
- On the technical front prices are stabilizing above the 20-DEMA, suggesting a shift in near-term momentum, while sustained trading above this level may trigger further upside.
- Momentum indicators are gradually improving, with RSI inching above the 50 mark and MACD showing signs of a positive crossover, supporting the bullish bias.
- For the near term, prices are expected to inches higher towards the 7400–7500 zone, so that on the derivative front one can consider a buying in the ATM call option with a strict stop loss to manage downside risk.

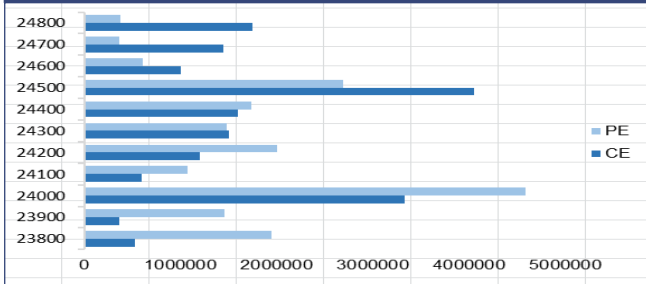
**NIFTY**

Nifty	24312.00
OI (In Lots)	263266
CHANGE IN OI (%)	-0.52
PRICE CHANGE (%)	-0.23

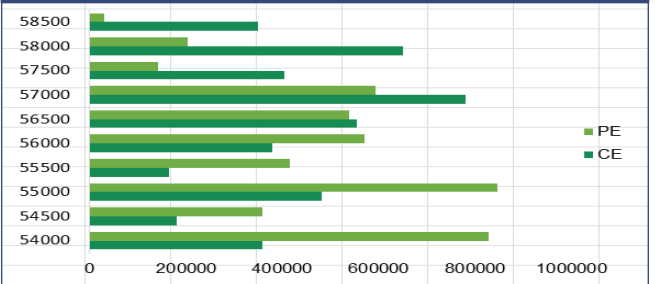
**BANKNIFTY**

Nifty	56530.00
OI (In Lots)	64895
CHANGE IN OI (%)	-1.68
PRICE CHANGE (%)	-0.24

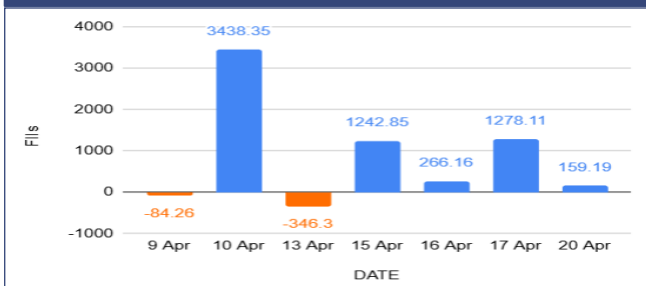
**NIFTY OI**



**BANKNIFTY OI**



**FII Activity Index Futures**



**FII Long Short Ratio**



**Long Buildup**

Name	LTP	% Change	OI (Lots)	% OI Change
VMM	118.86	0.01	6067	10.05
NTPC	398.5	0.84	60016	8.96
UNOMINDA	1122.9	2.26	8778	6.35
BHEL	324.25	2.22	38302	6.11

**Short Buildup**

Name	LTP	% Change	OI (Lots)	% OI Change
IEX	124.75	-8.15	20559	24.55
AUROPHARMA	1371.6	-1.22	44592	20.57
YESBANK	19.78	-2.37	39008	11.21
BLUESTARCO	1854.5	-0.11	8614	8.56

**Breakout Stocks (1 Month High)**

Name	LTP	% Change	22 DAY HIGH
TORNTPOWER	1609	2.82	1570
CGPOWER	795.55	2.7	776.7
JSWSTEEL	1273.2	2.66	1244
BHEL	325.26	2.53	318

**Breakdown Stocks (1 Month Low)**

Name	LTP	% Change	22 DAY LOW
INDUSTOWER	406.95	-1.55	410.65
-	-	-	-
-	-	-	-
-	-	-	-

## NIFTY 50 - STOCKS KEY LEVELS

SYMBOL	R1*	R2*	LTP*	S1*	S2*
ADANIANT	2272	2315	2229.6	2195	2159
ADANIPTS	1597	1616	1578.4	1563	1547
APOLLOHOSP	7718	7778	7657	7609	7561
ASIANPAINT	2542	2566	2516.8	2474	2432
AXISBANK	1370	1385	1354.7	1344	1333
BAJAJ-AUTO	9880	9958	9803	9708	9613
BAJAJFINSV	1847	1864	1830.6	1817	1804
BAJFINANCE	926	935	917.75	904	889
BEL	463	468	457.55	454	451
BHARTIARTL	1861	1876	1846.1	1835	1824
CIPLA	1242	1254	1229.5	1222	1214
COALINDIA	446	450	441.75	435	429
DRREDDY	1243	1253	1232.6	1223	1213
EICHERMOT	7300	7356	7243	7151	7058
ETERNAL	259	263	254.88	249	244
GRASIM	2789	2818	2760.1	2714	2669
HCLTECH	1445	1463	1428.3	1418	1407
HDFCBANK	807	818	795.45	787	779
HDFCLIFE	616	622	609.75	604	599
HINDALCO	1029	1043	1015.25	1006	998
HINDUNILVR	2249	2266	2231.5	2219	2206
ICICIBANK	1371	1385	1356.2	1347	1338
INDIGO	4725	4772	4678.2	4604	4530
INFY	1322	1332	1312.6	1306	1298
ITC	307	309	305	304	302

\*R1 - Resistance 1 | \*R2 - Resistance 2 | \*LTP – Last Traded Price | \*S1 - Support 1 | \*S2 - Support 2

## NIFTY 50 - STOCKS KEY LEVELS

SYMBOL	R1*	R2*	LTP*	S1*	S2*
JIOFIN	241	245	237.15	234	230
JSWSTEEL	1291	1308	1274.5	1245	1216
KOTAKBANK	384	389	379.2	376	373
LT	4113	4174	4051	4007	3962
M&M	3251	3279	3221.6	3178	3134
MARUTI	13546	13641	13450	13342	13233
MAXHEALTH	1022	1032	1011.35	1002	992
NESTLEIND	1296	1305	1286.4	1276	1265
NTPC	402	407	398	392	386
ONGC	285	286	283.35	282	281
POWERGRID	323	327	319.7	316	312
RELIANCE	1373	1383	1363.3	1353	1343
SBILIFE	1996	2009	1982.5	1963	1943
SBIN	1127	1147	1107.85	1082	1056
SHRIRAMFIN	1055	1064	1045.15	1031	1016
SUNPHARMA	1677	1686	1668.6	1662	1656
TATACONSUM	1131	1142	1120.4	1108	1096
TATASTEEL	213	215	211.72	210	208
TCS	2595	2611	2579.6	2563	2545
TECHM	1525	1546	1504.4	1490	1476
TITAN	4552	4591	4513	4471	4429
TMPV	360	363	355.7	352	349
TRENT	4304	4365	4242.8	4155	4067
ULTRACEMCO	12047	12178	11917	11801	11686
WIPRO	204	206	202.48	201	200

\*R1 - Resistance 1 | \*R2 - Resistance 2 | \*LTP – Last Traded Price | \*S1 - Support 1 | \*S2 - Support 2

### Our Research Team

Name	Email ID
Ajit Mishra	<a href="mailto:ajit.mishra@religare.com">ajit.mishra@religare.com</a>
Abhijeet Banerjee	<a href="mailto:abhijeet.banerjee@religare.com">abhijeet.banerjee@religare.com</a>
Gaurav Sharma	<a href="mailto:gauravsharma2@religare.com">gauravsharma2@religare.com</a>
Ashwani Harit	<a href="mailto:ashwani.harit@religare.com">ashwani.harit@religare.com</a>
Divya Parmar	<a href="mailto:divya.parmar@religare.com">divya.parmar@religare.com</a>
Rajan Gupta	<a href="mailto:rajan.gupta1@religare.com">rajan.gupta1@religare.com</a>
Vivek Chandra	<a href="mailto:vivek.chandra@religare.com">vivek.chandra@religare.com</a>
Himanshu Gupta	<a href="mailto:himanshu.gupta1@religare.com">himanshu.gupta1@religare.com</a>

Before you use this research report, please ensure to go through the disclosure interalia as required under Securities and Exchange Board of India (Research Analysts) Regulations, 2014 and Research Disclaimer at the following link: [www.religareonline.com/disclaimer](http://www.religareonline.com/disclaimer)

Specific analyst(s) specific disclosure(s) inter-alia as required under Securities and Exchange Board of India (Research Analysts) Regulations, 2014 is/are as under:

S.No.	Statement	Answer	
		Tick Appropriate	
		Yes	No
1.	I/we or any of my/our relative has any financial interest in the subject company? (If answer is yes, nature of interest is given below this table)		No
2.	I/we or any of my/our relatives, have actual/beneficial ownership of one per cent. or more securities of the subject company, at the end of the month immediately preceding the date of the research report or date of the public appearance?		No
3.	I/we or any of my/our relative, has any other material conflict of interest at the time of publication of the research report or at the time of the public appearance?		
4.	I/we have received any compensation from the subject company in the past twelve months?		No
5.	I/we have managed or co-managed public offering of securities for the subject company in the past twelve months?		No
6.	I/we have received any compensation for brokerage services from the subject company in the past twelve months?		No
7.	I/we have received any compensation or other benefits from the subject company or third party in connection with the research report?		No
8.	I/we have served as an officer, director or employee of the subject company?		No
9.	I/we have been engaged in market making activity for the subject company?		No

2014 is/are as under:

Statements of ownership and material conflicts of interest, compensation – Research Analyst (RA)

Nature of Interest [If answer to f (a) above conflicts is Yes

.....]

Name(s) with Signature(s) of RA(s).

[Please note that only in case of multiple RAs and if the answers differ inter-se between the RAs, then RA specific answer with respect to

**Copyright:** This document vests exclusively with RBL. This information should not be reproduced or redistributed or passed on directly or indirectly in any form to any other person or published, copied, in whole or in part, for any purpose, without prior written permission from RBL. We do not guarantee the integrity of any emails or attached files and are not responsible for any changes made to them by any other person.