



Solid Research
Solid Relationships

Fundamental Outlook

Global Market Setup



- **US Market ended higher** as Apple shares climbed after it announced plans for domestic manufacturing pledge, and as some companies delivered upbeat earnings reports.
- **Dow** closed **up by 0.2%** ; S&P 500 **up +0.7%** and **Nasdaq ended +1.2% higher**
- **European markets ended the day with gain of upto ~0.5%**
- Dow futures is currently trading **with gains of 0.1% (66 points up)**
- **Most Asian markets are trading in green.**

Global Cues: Marginally Positive

Indian Market Setup



7-Aug-25

- **Nifty50** ended with modest **loss of 80 points at 24,569 (-0.3%)**, weighed down by renewed investor concerns after US President announced plans to impose additional tariffs on India beyond the earlier 25% (effective from 7th Aug'25).
- **Nifty Midcap100 and Smallcap100 declined by 0.8% and 1.1%** respectively.
- **FIIIs: -₹4,999cr; DIIs: +₹6,794cr**
- **GIFT Nifty** is trading **60 points lower (-0.2%)**

Domestic Cues: Weak

Stocks in News



7-Aug-25

Eternal: Alibaba-backed Antfin Singapore Holding Pte Ltd is likely to sell its entire stake in Eternal Ltd, the parent of Zomato, for Rs 5,375 crore through block deal, as per media sources. Antfin will sell 18.84 crore shares and floor price has been fixed at Rs 285 apiece, representing 5% discount to the current market price.

View: **Buying opportunity at lower levels**

IRB Infra: The company has posted an update on project-wise toll revenue for July 2025. The gross toll collection for July 2025 increased by around 10% year-on-year

View: **Positive**

Hindustan Copper: The company has executed a memorandum of understanding with GAIL. This MoU aims to jointly participate in copper, critical minerals block auctions; develop and operationalise blocks for exploration and mining; mining and processing of minerals and share risks across the value chain

View: **Positive**

Results today: Godrej Consumer, Titan, LIC, BSE, Cummins, Max Financial etc

Fundamental Actionable Idea



7-Aug-25

Jindal Stainless

CMP ₹735, TP ₹810, 10% Upside, Buy, MTF Stock

- Revenue stood at INR102b (+8% YoY and flat QoQ) during the quarter - in-line with our estimate.
- Adj. EBITDA stood at INR13.1b, up by 8% YoY and 24% QoQ, against our est. of INR11.4b. The beat was driven by lower than expected costs. EBITDA/t improved to INR20,915 (flat YoY and +27% QoQ) led by favourable pricing and lower cost during the quarter
- APAT for the quarter stood at INR7.1b (+10% YoY and +19% QoQ) against our est. of INR6b.
- Sales volume for quarter came in-line with our est. at 626KT (+8% YoY and -3% QoQ). Exports share was 9% in 1QFY26 vs. 8% in 4QFY25
- ASP stood at INR163,000/t (flat YoY and +3% QoQ) led by Stainless Steel price recovery during the quarter.
- We believe JSL is well placed to realize the robust demand outlook, with higher VAP supporting margins.

View: Buy

Fundamental Actionable Idea



7-Aug-25

Kirloskar Oil


CMP ₹921, TP ₹1150, 25% Upside, Buy, MTF Stock

- KOEL reported a good set of results with a beat on profitability. Revenue at INR14.4b (+8% YoY) was broadly in-line with our estimates. On consolidated basis, B2B segment revenue increased 9% YoY, while B2C was flat.
- EBITDA at INR1.9b was 9% ahead of our estimates of INR1.8b, albeit down 4% YoY. EBITDA margin stood at 13.2% for 1QFY26. Adjusted EBITDA margin stood at 12.8% in 1QFY25. Thus EBITDA margin has grown by 40bp YoY.
- On segmental basis, margins have been decent in the quarter with B2B segment's EBIT margin improving 180bp sequentially to 10.9% and B2C EBIT margin at 9.5%.
- PAT at INR1.23b (-9% YoY) beat our estimate by 10%. Excluding the reversal of last year, PAT for last year stood at INR1.17b.
- KOEL has maintained its focus on increasing its share of the higher-margin segments such as HHP, distribution, and exports.

View: Buy

Investment in securities market are subject to market risks, read all the related documents carefully before investing.

Focus Investment Ideas



7-Aug-25

All Stocks Available in MTF Duration : 1 Year Horizon

Stock Name	Rating	CMP (Rs)	Target (Rs)	Upside (%)
Time Technoplast	Buy	445	578	30%
LT Foods	Buy	469	600	28%
Kaynes Tech	Buy	6,026	7300	21%
ICICI Bank	Buy	1,444	1,650	14%
Vishal Mega Mart	Buy	146	165	13%

Investment in securities market are subject to market risks, read all the related documents carefully before investing.

Technical Outlook

Nifty Technical Outlook



7-Aug-25

NIFTY (CMP : 24574) Nifty immediate support is at 24442 then 24350 zones while resistance at 24700 then 24800 zones. Now if it holds below 24600 zones, then weakness could be seen towards 24442 then 24350 zones while hurdles have shifted lower to 24700 and 24800 zones.

1-Nifty50 - 06/08/25



Investment in securities market are subject to market risks, read all the related documents carefully before investing.

Bank Nifty Technical Outlook



7-Aug-25

BANK NIFTY (CMP : 55411) Bank Nifty support is at 55000 then 54750 zones while resistance at 55555 then 55750 zones. Now till it holds below 55555 zones some weakness could be seen towards 55000 then 54750 zones while on the upside hurdle is seen at 55555 then 55750 levels.

1-Niftybank - 06/08/25



Investment in securities market are subject to market risks, read all the related documents carefully before investing.

Sectoral Performance

7-Aug-25

	Closing	% Change			
Indices	06-Aug	1-day	2-days	3-days	5-days
NIFTY 50	24574	-0.31%	-0.60%	0.04%	-1.13%
NIFTY BANK	55411	0.09%	-0.37%	-0.37%	-1.32%
NIFTY MIDCAP 100	56750	-0.80%	-1.19%	0.20%	-2.06%
NIFTY SMALLCAP 250	16770	-1.20%	-1.52%	-0.55%	-3.07%
NIFTY FINANCIAL SERVICES	26371	-0.01%	-0.40%	-0.46%	-1.24%
NIFTY PRIVATE BANK	26851	-0.09%	-0.39%	-0.26%	-0.99%
NIFTY PSU BANK	6889	0.59%	0.44%	1.71%	-0.27%
➔ NIFTY IT	34426	-1.74%	-2.21%	-0.64%	-2.97%
NIFTY FMCG	55231	-0.90%	-1.62%	-1.72%	0.38%
NIFTY OIL & GAS	11018	-0.24%	-1.20%	-0.66%	-3.62%
➔ NIFTY PHARMA	21524	-2.03%	-2.84%	-2.22%	-6.72%
NIFTY AUTO	23749	-0.53%	-0.16%	1.44%	0.01%
NIFTY METAL	9299	-0.40%	-0.31%	2.16%	-1.07%
NIFTY REALTY	894	-1.51%	-1.96%	-0.22%	-2.56%
NIFTY INDIA DEFENCE	7836	-0.49%	0.36%	2.90%	0.09%
NIFTY CPSE	6335	-0.30%	-0.25%	0.29%	-1.40%

Investment in securities market are subject to market risks, read all the related documents carefully before investing.

ASIANPAINT

(Mcap ₹ 2,38,955 Cr.)

F&O Stock, MTF Stock

- Higher lows formation on daily scale.
- Strong bodied bullish candle.
- Respecting 50 DEMA support zones.
- Rising volumes.
- RSI momentum indicator headed up.
- We recommend to buy the stock at CMP ₹2491 with a SL of ₹2445 and a TGT of ₹2570.



Stocks On Radar



Technical
Outlook

**motilal
oswal**
Wealth Management

INDIGO

(CMP: 5839, Mcap ₹ 2,27,797 Cr.)

F&O Stock, MTF Stock

- Stock in overall uptrend.
- Respecting 50 DEMA.
- Strong bodied bullish candle.
- RSI giving bullish crossover.
- Immediate support at 5700.



TATATECH 28t Aug FUT

(CMP: 671, Mcap ₹ 27,120 Cr.)

F&O Stock, MTF Stock

- Range breakdown on daily chart.
- Large bodied bearish candle.
- RSI momentum indicator declining.
- Immediate resistance at 688.



7-Aug-25

Derivative Outlook

Derivative Outlook



- Nifty August future closed at 24,634.90 with a premium of 60.7 point v/s 58.25 point premium in the last session.
- Nifty Put/Call Ratio (OI) decreased from 0.83 to 0.74 level.
- India VIX increased by 2.11% to 11.96 level.

FII Cash & Derivative Activity



7-Aug-25

- FIIs on Derivatives front : Short covering in Index Futures, call selling and put buying in index options
- In the cash market : FIIs were net sellers to the tune of 4197 Cr while DIIs were net buyers worth 5954 Cr.
- FIIs long short ratio : Hovering near 8%

INSTITUTIONAL DERIVATIVES ACTIVITY

Change in OI in Future Index Long (in contracts)					Change in OI in Future Index Short (in contracts)					Change in OI in Future Stock Long (in contracts)					Change in OI in Future Stock Short (in contracts)				
Date	Client	DII	FII	Pro	Date	Client	DII	FII	Pro	Date	Client	DII	FII	Pro	Date	Client	DII	FII	Pro
31-Jul-25	-34463	2221	-17500	-24283	31-Jul-25	-5399	-2111	-52853	-13662	31-Jul-25	-109047	-119845	-133669	-173140	31-Jul-25	-65953	-147342	-110955	-211451
1-Aug-25	17187	362	83	11100	1-Aug-25	5781	-1186	20607	3530	1-Aug-25	24656	4212	-5750	34834	1-Aug-25	14320	-17805	26785	34652
4-Aug-25	-2921	-46	809	326	4-Aug-25	-365	0	-425	-1042	4-Aug-25	-17720	4946	16902	-6603	4-Aug-25	3181	30895	-27929	-8622
5-Aug-25	8468	24	-140	5645	5-Aug-25	2798	-1700	11684	1215	5-Aug-25	34780	7551	-15846	-4860	5-Aug-25	-669	-12590	26032	8852
6-Aug-25	584	-11	220	229	6-Aug-25	4207	-437	-1463	-1285	6-Aug-25	9685	5489	-3173	14092	6-Aug-25	-929	2403	18893	5726

Change in OI in Option Index Call Long (in contracts)					Change in OI in Option Index Call Short (in contracts)					Change in OI in Option Index Put Long (in contracts)					Change in OI in Option Index Put Short (in contracts)				
Date	Client	DII	FII	Pro	Date	Client	DII	FII	Pro	Date	Client	DII	FII	Pro	Date	Client	DII	FII	Pro
31-Jul-25	-1769901	-1500	-268816	-818744	31-Jul-25	-1767561	0	-281715	-809684	31-Jul-25	-1153110	-3022	-241671	-582052	31-Jul-25	-1188753	0	-275416	-515686
1-Aug-25	968178	0	96652	285365	1-Aug-25	866859	0	136729	346606	1-Aug-25	236538	0	84721	219109	1-Aug-25	346106	0	67461	126800
4-Aug-25	2865	0	8355	124094	4-Aug-25	193864	0	-22737	-35812	4-Aug-25	495729	0	-5401	166995	4-Aug-25	465365	0	27207	164753
5-Aug-25	383260	0	42959	55717	5-Aug-25	257934	0	36276	187725	5-Aug-25	43679	-5140	49927	-15032	5-Aug-25	47219	0	21419	4794
6-Aug-25	441219	0	61603	164399	6-Aug-25	339830	0	74653	252739	6-Aug-25	36821	10000	75517	68701	6-Aug-25	74240	0	10401	106399

Today's OI Changes (in contracts)										Cumulative Positions (in contracts)									
Clients	Index Futures			Index Calls			Index Puts			Clients	Index Futures			Index Calls			Index Puts		
	Long	Short	Net	Long	Short	Net	Long	Short	Net		Long	Short	Net	Long	Short	Net	Long	Short	Net
	584	4207	-3623	441219	339830	101389	36821	74240	-37419		208133	93259	114874	3031442	2902144	129298	1838812	2301507	-462695
DII	-11	-437	426	0	0	0	10000	0	10000	DII	62924	29081	33843	70	0	70	29634	0	29634
FII	220	-1463	1683	61603	74653	-13050	75517	10401	65116	FII	17310	184401	-167091	396621	449463	-52842	532016	270008	262008
Pro	229	-1285	1514	164399	252739	-88340	68701	106399	-37698	Pro	46578	28204	18374	1095861	1172388	-76527	1011220	840167	171053

FII Derivatives Activity		Index Long Short Ratio	
Segment	Net Amount (in Cr)	Clients	
Index Futures	342	DII	69.06%
Index Options	9416	FII	8.58%
Stock Futures	-1398	Pro	62.29%
Stock Options	-175		

Institutions Activity in Cash Segment - Net Value (in Cr)							
	6-Aug-25	5-Aug-25	4-Aug-25	1-Aug-25	31-Jul-25	30-Jul-25	29-Jul-25
FIIs	-4196.77	-2383.44	-2403.89	-2821.45	-5538.19	-942.43	-4576.97
DIIs	5954.61	2788.87	4256.55	2718.41	6171	1805.1	6027.24



Investments in securities markets are subject to market risks.
Please read all related documents carefully.

Investment in securities market are subject to market risks, read all the related documents carefully before investing.

Nifty : Option Data



7-Aug-25

- Maximum Call OI is at 24700 then 24600 strike while Maximum Put OI is at 24600 then 24500 strike.
- Call writing is seen at 24600 then 24700 strike while Put writing is seen at 24550 then 24500 strike.
- Option data suggests a broader trading range in between 24100 to 25100 zones while an immediate range between 24300 to 24800 levels.

Nifty 50 OI Chart(07 Aug 2025)



Investment in securities market are subject to market risks, read all the related documents carefully before investing.

Option - Buying side strategy




Index	Single Leg Buying	Multi Leg Strategy
Nifty (Weekly)	24600 PE till it holds below 24600	Bear Put Spread (Buy 24600 PE and Sell 24400 PE) at net premium cost of 50-60 points
Sensex (Weekly)	80000 PE till it holds below 80800	Bear Put Spread (Buy 80300 PE and Sell 80100 PE) at net premium cost of 60-70 points
Bank Nifty (Monthly)	54800 PE till it holds below 55555	Bear Put Spread (Buy 55000 PE and Sell 54500 PE) at net premium cost of 140-150 points

Option - Selling side strategy



7-Aug-25

Index	Writing
Nifty (Weekly)	24200 PE & 24850 CE
Sensex (Weekly)	76500 PE & 83000 CE
Bank Nifty (Monthly)	53000 PE & 57500 CE

Weekly Option Range for Option Writers based on Different Confidence Band								
Date		6-Aug-25	Weekly Expiry		7-Aug-25	Days to weekly expiry		2
								
Nifty		24574	India VIX		12.0			
Confidence Band	Probability	% Away From Spot	Range				Total Premium (Put + Call)	Types of Trades
			Put	Premium	Call	Premium		
1.00	68%	± 0.7%	24400	25	24700	30	55	Aggressive
1.25	79%	± 0.9%	24350	19	24750	20	39	Less Aggressive
1.75	92%	± 1.1%	24300	14	24800	13	27	Conservative
2.00	95%	± 1.3%	24250	11	24850	9	20	Most Conservative
Date		6-Aug-25	Monthly Expiry		28-Aug-25	Days to weekly expiry		15
Bank Nifty		55411						
Confidence Band	Probability	% Away From Spot	Range				Total Premium (Put + Call)	Types of Trades
			Put	Premium	Call	Premium		
1.00	68%	± 2.2%	54200	200	56600	225	425	Aggressive
1.25	79%	± 2.9%	53800	141	57000	142	283	Less Aggressive
1.50	87%	± 3.4%	53500	111	57300	102	213	Neutral
1.75	92%	± 4.0%	53200	87	57600	73	160	Conservative
2.00	95%	± 4.5%	52900	69	57900	52	121	Most Conservative
Investments in securities markets are subject to market risks. Please read all related documents carefully.								

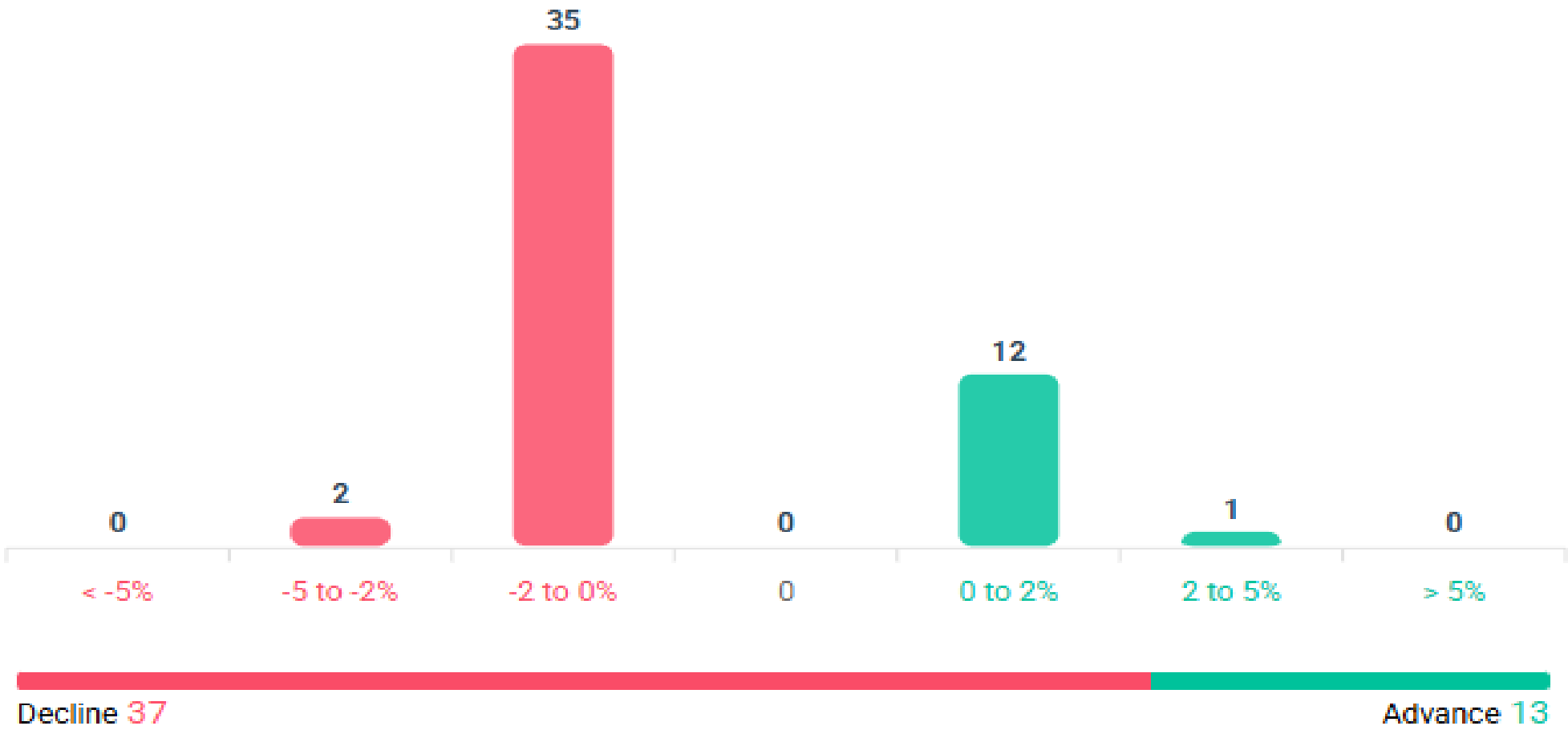
Nifty Advance Decline & Ban update



Stocks in Ban: PNBHOUSING

Advance & Decline

All FNO **Nifty 50** Bank Nifty Fin Nifty

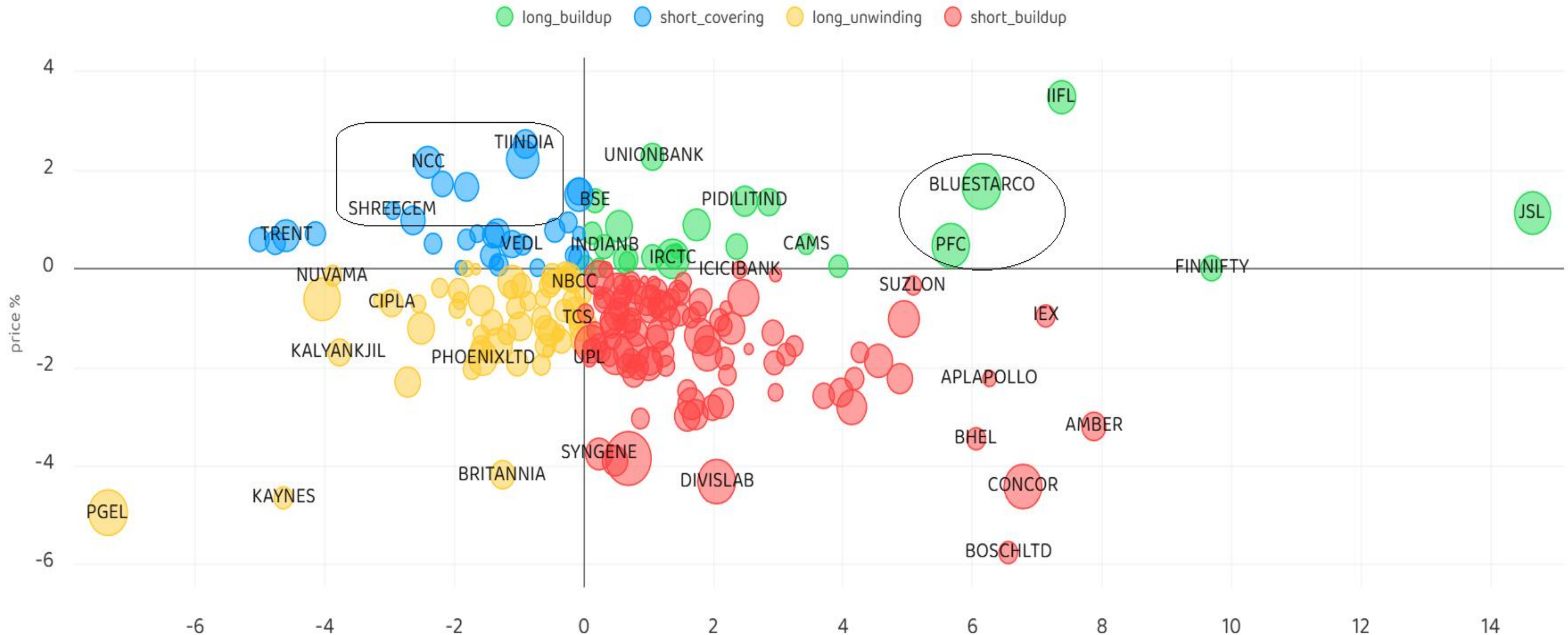


Investment in securities market are subject to market risks, read all the related documents carefully before investing.

Stocks : Derivatives Outlook



7-Aug-25



Investment in securities market are subject to market risks, read all the related documents carefully before investing.

Stocks : Options on radar



Stock	Call Strike	Trade	Buying Range	SL	TGT	Logic
ASIANPAINT	2500 CE	Buy	41-42	31	62	Short Covering
INDIGO	5900 CE	Buy	113-114	98	144	Short Covering

Stock	Put Strike	Trade	Buying Range	SL	TGT	Logic
HAVELLS	1480 PE	Buy	27-28	22	38	Short Built up
DRREDDY	1200 PE	Buy	36-37	32	45	Long Unwinding
GODREJCP	1200 PE	Buy	37-38	32	48	Short Built up

Quant Outlook

Quant Intraday Sell Ideas



What is this?

Based on technical indicators this strategy gives 2 stocks that have a high likelihood to fall during the day (from open to close). This is an intraday Sell strategy which can provide a good cushioning during a black swan event.

Today's **Sell** Ideas:

Stock Names	Close Price	SL (1%)	TP (1%)
HAVELLS (Sell)	1488.7	1503.6	1473.8
OIL (Sell)	432.0	436.3	427.7

What are the rules?

- Stock names will be given at market open (9:15 am)
- Recommended time to entry: between 9:15 to 9:30 am.
- Entry: We short 2 stocks daily (intraday)
- Exit: we will exit at 3:15 as this is an intraday call
- SL: is placed at 1% of the open.
- Book profit: At 1% fall since open.
- In special situations the book profit might be delayed if the stock is in free fall.

Siddhartha Khemka
Head – Retail Research

Chandan Taparia, CMT, CFTE
Head – Derivatives & Technical Analyst

Neil Jha
Head – Quant

Disclosures:

The following Disclosures are being made in compliance with the SEBI Research Analyst Regulations 2014 (herein after referred to as the Regulations).

Motilal Oswal Financial Services Ltd. (MOFSL) is a SEBI Registered Research Analyst having registration no. INH000000412. MOFSL, the Research Entity (RE) as defined in the Regulations, is engaged in the business of providing Stock broking services, Depository participant services & distribution of various financial products. MOFSL is a listed public company, the details in respect of which are available on www.motilaloswal.com. MOFSL is registered with the Securities & Exchange Board of India (SEBI) and is a registered Trading Member with National Stock Exchange of India Ltd. (NSE) and Bombay Stock Exchange Limited (BSE), Multi Commodity Exchange of India Limited (MCX) and National Commodity & Derivatives Exchange Limited (NCDEX) for its stock broking activities & is Depository participant with Central Depository Services Limited (CDSL) National Securities Depository Limited (NSDL),NERL, COMRIS and CCRL and is member of Association of Mutual Funds of India (AMFI) for distribution of financial products and Insurance Regulatory & Development Authority of India (IRDA) as Corporate Agent for insurance products. Details of associate entities of Motilal Oswal Financial Services Ltd. are available on the website at <http://onlinereports.motilaloswal.com/Dormant/documents/Associate%20Details.pdf>

Details of pending Enquiry Proceedings of Motilal Oswal Financial Services Limited are available on the website at <https://galaxy.motilaloswal.com/ResearchAnalyst/PublishViewLitigation.aspx>

MOFSL, its associates, Research Analyst or their relatives may have any financial interest in the subject company. MOFSL and/or its associates and/or Research Analyst or their relatives may have actual beneficial ownership of 1% or more securities in the subject company at the end of the month immediately preceding the date of publication of the Research Report or date of the public appearance. MOFSL and its associate company(ies), their directors and Research Analyst and their relatives may have any other potential conflict of interests at the time of publication of the research report or at the time of public appearance, however the same shall have no bearing whatsoever on the specific recommendations made by the analyst(s), as the recommendations made by the analyst(s) are completely independent of the views of the associates of MOFSL even though there might exist an inherent conflict of interest in some of the stocks mentioned in the research report..

In the past 12 months, MOFSL or any of its associates may have:

- a. Received any compensation/other benefits from the subject company of this report
- b. Managed or co managed public offering of securities from subject company of this research report,
- c. Received compensation for investment banking or merchant banking or brokerage services from subject company of this research report,
- d. Received compensation for products or services other than investment banking or merchant banking or brokerage services from the subject company of this research report.
- MOFSL and its associates have not received any compensation or other benefits from the subject company or third party in connection with the research report.
- Subject Company may have been a client of MOFSL or its associates during twelve months preceding the date of distribution of the research report.
- Research Analyst may have served as director/officer/employee in the subject company.
- MOFSL and research analyst may engage in market making activity for the subject company.

MOFSL and its associate company(ies), and Research Analyst and their relatives from time to time may

a) a long or short position in, act as principal in, and buy or sell the securities or derivatives thereof of companies mentioned herein.

(b) be engaged in any other transaction involving such securities and earn brokerage or other compensation or act as a market

maker in the financial instruments of the company(ies) discussed herein or act as an advisor or lender/borrower to such ies) or may have any other potential conflict of interests with respect to any recommendation and other related information and opinions.; however the same shall have no bearing whatsoever on the specific recommendations made by the analyst(s), as the recommendations made by the analyst (are completely independent of the views of the associates of MOFSL even though there might exist an inherent conflict of interest in some of the stocks mentioned in the research report.

Above disclosures include beneficial holdings lying in demat account of MOFSL which are opened for proprietary investments only. While calculating beneficial holdings, It does not consider demat accounts which are opened in name of MOFSL for other purposes (i.e holding client securities, collaterals, error trades etc.). MOFSL also earns DP income from clients which are not considered in above disclosures.

To enhance transparency, MOFSL has incorporated a Disclosure of Interest Statement in this document. This should, however, not be treated as endorsement of the views expressed in the report. MOFSL and / or its affiliates do and seek to do business including investment banking with companies covered in its research reports. As a result, the recipients of this report should be aware that MOFSL may have a potential conflict of interest that may affect the objectivity of this report.

Terms & Conditions:

This report has been prepared by MOFSL and is meant for sole use by the recipient and not for circulation. The report and information contained herein is strictly confidential and may not be altered in any way, transmitted to, copied or distributed, in part or in whole, to any other person or to the media or reproduced in any form, without prior written consent of MOFSL. The report is based on the facts, figures and information that are considered true, correct, reliable and accurate. The intent of this report is not recommendatory in nature. The information is obtained from publicly available media or other sources believed to be reliable. Such information has not been independently verified and no guaranty, representation of warranty, express or implied, is made as to its accuracy, completeness or correctness. All such information and opinions are subject to change without notice. The report is prepared solely for informational purpose and does not constitute an offer document or solicitation of offer to buy or sell or subscribe for securities or other financial instruments for the clients. Though disseminated to all the customers simultaneously, not all customers may receive this report at the same time. MOFSL will not treat recipients as customers by virtue of their receiving this report.

Analyst Certification

The views expressed in this research report accurately reflect the personal views of the analyst(s) about the subject securities or issues, and no part of the compensation of the research analyst(s) was, is, or will be directly or indirectly related to the specific recommendations and views

expressed by research analyst(s) in this report. Disclosure of Interest Statement

Analyst ownership of the stock No

A graph of daily closing prices of securities is available at www.nseindia.com, www.bseindia.com. Research Analyst views on Subject Company may vary based on Fundamental research and Technical Research. Proprietary trading desk of MOFSL or its associates maintains arm’s length distance with Research Team as all the activities are segregated from MOFSL research activity and therefore it can have an independent view with regards to subject company for which Research Team have expressed their views.

Regional Disclosures (outside India)

This report is not directed or intended for distribution to or use by any person or entity resident in a state, country or any jurisdiction, where such distribution, publication, availability or use would be contrary to law, regulation or which would subject MOFSL & its group companies to registration or licensing requirements within such jurisdictions. For Hong Kong:

This report is distributed in Hong Kong by Motilal Oswal capital Markets (Hong Kong) Private Limited, a licensed corporation (CE AYY 301) licensed and regulated by the Hong Kong Securities and Futures Commission (SFC) pursuant to the Securities and Futures Ordinance (Chapter 571 of the Laws of Hong Kong) “SFO”. As per SEBI (Research Analyst Regulations) 2014 Motilal Oswal Financial Services Limited (SEBI Reg No. INH000000412) has an agreement with Motilal Oswal capital Markets (Hong Kong) Private Limited for distribution of research report in Hong Kong. This report is intended for distribution only to “Professional Investors” as defined in Part I of Schedule 1 to SFO. Any investment or investment activity to which this document relates is only available to professional investor and will be engaged only with professional investors.” Nothing here is an offer or solicitation of these securities, products and services in any jurisdiction where the offer or sale is not qualified or exempt from registration. The Indian Analyst(s) who compile this report is/are not located in Hong Kong & are not conducting Research Analysis in Hong Kong.

Investment in securities market are subject to market risks, read all the related documents carefully before investing.

For U.S.

MOTILAL Oswal Financial Services Limited (MOFSL) is not a registered broker - dealer under the U.S. Securities Exchange Act of 1934, as amended (the"1934 act") and under applicable state laws in the United States. In addition MOFSL is not a registered investment adviser under the U.S. Investment Advisers Act of 1940, as amended (the "Advisers Act" and together with the 1934 Act, the "Acts), and under applicable state laws in the United States. Accordingly, in the absence of specific exemption under the Acts, any brokerage and investment services provided by MOFSL, including the products and services described herein are not available to or intended for U.S. persons. This report is intended for distribution only to "Major Institutional Investors" as defined by Rule 15a-6(b)(4) of the Exchange Act and interpretations thereof by SEC (henceforth referred to as "major institutional investors"). This document must not be acted on or relied on by persons who are not major institutional investors. Any investment or investment activity to which this document relates is only available to major institutional investors and will be engaged in only with major institutional investors. In reliance on the exemption from registration provided by Rule 15a-6 of the U.S. Securities Exchange Act of 1934, as amended (the "Exchange Act") and interpretations thereof by the U.S. Securities and Exchange Commission ("SEC") in order to conduct business with Institutional Investors based in the U.S., MOFSL has entered into a chaperoning agreement with a U.S. registered broker-dealer, Motilal Oswal Securities International Private Limited. ("MOSIPL"). Any business interaction pursuant to this report will have to be executed within the provisions of this chaperoning agreement.

The Research Analysts contributing to the report may not be registered /qualified as research analyst with FINRA. Such research analyst may not be associated persons of the U.S. registered broker-dealer, MOSIPL, and therefore, may not be subject to NASD rule 2711 and NYSE Rule 472 restrictions on communication with a subject company, public appearances and trading securities held by a research analyst account.

For Singapore

In Singapore, this report is being distributed by Motilal Oswal Capital Markets Singapore Pte Ltd (“MOCMSPL”) (Co.Reg. NO. 201129401Z) which is a holder of a capital markets services license and an exempt financial adviser in Singapore, as per the approved agreement under Paragraph 9 of Third Schedule of Securities and Futures Act (CAP 289) and Paragraph 11 of First Schedule of Financial Advisors Act (CAP 110) provided to MOCMSPL by Monetary Authority of Singapore. Persons in Singapore should contact MOCMSPL in respect of any matter arising from, or in connection with this report/publication/communication. This report is distributed solely to persons who qualify as “Institutional Investors”, of which some of whom may consist of "accredited" institutional investors as defined in section 4A(1) of the Securities and Futures Act, Chapter 289 of Singapore (“the SFA”).

Accordingly, if a Singapore person is not or ceases to be such an institutional investor, such Singapore Person must immediately discontinue any use of this Report and inform MOCMSPL.

Disclaimer:

This report is intended for distribution to Retail Investors.

The report and information contained herein is strictly confidential and meant solely for the selected recipient and may not be altered in any way, transmitted to, copied or distributed, in part or in whole, to any other person or to the media or reproduced in any form, without prior written consent. This report and information herein is solely for informational purpose and may not be used or considered as an offer document or solicitation of offer to buy or sell or subscribe for securities or other financial instruments. Nothing in this report constitutes investment, legal, accounting and tax advice or a representation that any investment or strategy is suitable or appropriate to your specific circumstances. The securities discussed and opinions expressed in this report may not be suitable for all investors, who must make their own investment decisions, based on their own investment objectives, financial positions and needs of specific recipient. This may not be taken in substitution for the exercise of independent judgment by any recipient. Each recipient of this document should make such investigations as it deems necessary to arrive at an independent evaluation of an investment in the securities of companies referred to in this document (including the merits and risks involved), and should consult its own advisors to determine the merits and risks of such an investment. The investment discussed or views expressed may not be suitable for all investors. Certain transactions -including those involving futures, options, another derivative products as well as non-investment grade securities - involve substantial risk and are not suitable for all investors. No representation or warranty, express or implied, is made as to the accuracy, completeness or fairness of the information and opinions contained in this document. The Disclosures of Interest Statement incorporated in this document is provided solely to enhance the transparency and should not be treated as endorsement of the views expressed in the report. This information is subject to change without any prior notice. The Company reserves the right to make modifications and alternations to this statement as may be required from time to time without any prior approval. MOFSL, its associates, their directors and the employees may from time to time, effect or have effected an own account transaction in, or deal as principal or agent in or for the securities mentioned in this document. They may perform or seek to perform investment banking or other services for, or solicit investment banking or other business from, any company referred to in this report. Each of these entities functions as a separate, distinct and independent of each other. The recipient should take this into account before interpreting the document. This report has been prepared on the basis of information that is already available in publicly accessible media or developed through analysis of MOFSL. The views expressed are those of the analyst, and the Company may or may not subscribe to all the views expressed therein. This document is being supplied to you solely for your information and may not be reproduced, redistributed or passed on, directly or indirectly, to any other person or published, copied, in whole or in part, for any purpose. This report is not directed or intended for distribution to, or use by, any person or entity who is a citizen or resident of or located in any locality, state, country or other jurisdiction, where such distribution, publication, availability or use would be contrary to law, regulation or which would subject MOFSL to any registration or licensing requirement within such jurisdiction. The securities described herein may or may not be eligible for sale in all jurisdictions or to certain category of investors. Persons in whose possession this document may come are required to inform themselves of and to observe such restriction. Neither the Firm, not its directors, employees, agents or representatives shall be liable for any damages whether direct or indirect, incidental, special or consequential including lost revenue or lost profits that may arise from or in connection with the use of the information. The person accessing this information specifically agrees to exempt MOFSL or any of its affiliates or employees from, any and all responsibility/liability arising from such misuse and agrees not to hold MOFSL or any of its affiliates or employees responsible for any such misuse and further agrees to hold MOFSL or any of its affiliates or employees free and harmless from all losses, costs, damages, expenses that may be suffered by the person accessing this information due to any errors and delays.

This report is meant for the clients of Motilal Oswal only.

Investment in securities market are subject to market risks. Read all the related documents carefully before investing.

Registration granted by SEBI and certification from NISM in no way guarantee performance of the intermediary or provide any assurance of returns to investors.

Registered Office Address: Motilal Oswal Tower, Rahimtullah Sayani Road, Opposite Parel ST Depot, Prabhadevi, Mumbai-400025; Tel No.: 022 - 71934200 / 71934263; www.motilaloswal.com. Correspondence Address: Palm Spring Centre, 2nd Floor, Palm Court Complex, New Link Road, Malad (West), Mumbai- 400 064. Tel No: 022 71881000. Details of Compliance Officer: Neeraj Agarwal, Email Id: na@motilaloswal.com, Contact No.:022-40548085.

Grievance Redressal Cell:

Contact Person	Contact No.	Email ID
Ms. Hemangi Date	022 40548000 / 022 67490600	query@motilaloswal.com
Ms. Kumud Upadhyay	022 40548082	servicehead@motilaloswal.com
Mr. Ajay Menon	022 40548083	am@motilaloswal.com

Registration details of group entities.: Motilal Oswal Financial Services Ltd. (MOFSL): INZ000158836 (BSE/NSE/MCX/NCDEX); CDSL and NSDL: IN-DP-16-2015; Research Analyst: INH000000412 . AMFI: ARN .: 146822. IRDA Corporate Agent – CA0579. Motilal Oswal Financial Services Ltd. is a distributor of Mutual Funds, PMS, Fixed Deposit, Insurance, Bond, NCDs and IPO products.

Customer having any query/feedback/ clarification may write to query@motilaloswal.com. In case of grievances for any of the services rendered by Motilal Oswal Financial Services Limited (MOFSL) write to grievances@motilaloswal.com, for DP to dpgrievances@motilaloswal.com.